

2024 Full Line



Movement that inspires



EV9
EV6
Telluride
Sorento
Sorento HEV

Sorento PHEV
Sportage
Sportage HEV
Sportage PHEV
Seltos

Soul
Niro HEV
Niro PHEV
Niro EV
Carnival

K5
Forte



Standing still doesn't satisfy us.

Inspiration doesn't strike at rest. It's born in motion, with eyes wide open to new possibilities. Movement wakes us up and sparks unprecedented thinking. At Kia, this is what drives us to keep pushing, seeking, and transforming. Relentless in our mission to build exciting, quality vehicles with the design, performance, capability, and innovative technology to be more than a means of transportation, but also a catalyst for inspiration. In this spirit, we created the Kia 2024 lineup of vehicles.

Kia's industry-leading warranty program¹

10-Year/100,000-Mile Limited Powertrain Warranty

5-Year/60,000-Mile Limited Basic Warranty

5-Year/100,000-Mile Limited Anti-Perforation Warranty

5-Year/60,000-Mile 24-Hour Roadside Assistance

10-Year/100,000-Mile Electric Vehicle (EV) System Warranty



**Most Dependable Mass
Market Brand in 2023***

— J.D. Power



DEP

DEALER ePROCESS

¹ See inside back cover for endnote. *Kia received the fewest reported problems among mass market brands in the J.D. Power 2021-2023 U.S. Vehicle Dependability Studies. 2023 Study based on 2020 models. See [jdpower.com/awards](https://www.jdpower.com/awards) for 2023 details. Cover: EV9 GT-Line e-AWD shown. Back cover: Telluride X-Pro SX Prestige AWD shown. This page: EV9 GT-Line e-AWD shown.



You bring the plans. We'll bring the power.

Award-winning SUVs and sedans

command the off-road and civilized world with grit, grace, and excitement, courtesy of available turbocharged engines, advanced performance, and outstanding versatility — from Telluride's up to 5,500 lbs. of towing capability,^{2††} to the best-in-class torque of K5 GT.³

Forward-thinking, alternative-fuel models

include the all-new EV9, the EV6, and our Sorento, Sportage, and Niro electrified models — Kia's cutting-edge lineup of all-electric, hybrid, and plug-in hybrid vehicles that feature technologies designed to help enhance range,⁴ efficiency, and versatility.

Advanced driver-assistance technologies*

include our suite of standard and available state-of-the-art systems for emergency braking,⁵ lane keeping,⁵ blind-spot monitoring,⁵ and more, for extra peace of mind, wherever adventure calls you.

Advanced all-wheel-drive systems**

are offered on most Kia models to enhance handling, stability, and all-weather confidence in a variety of conditions — with added capability features such as Lock Mode* and multi-terrain modes* available on Telluride, Sorento, Sportage, and Seltos to further boost off-road adventures.

*Optional features available only on certain trims. See Features page for availability. †X-Pro models. ††No system, no matter how advanced, can compensate for all driver error and/or driving conditions. Always drive safely. 2-5 See inside back cover for endnotes. Do not attempt. Professional stunt driver used. EV6 GT e-AWD shown.

Advanced tech for enhanced escapes.

Innovative technology and features*

are in the DNA of Kia's driver-focused cabins, with standard and available features that include Head-Up Display,^{6*} extra-large touch screens^{7*} with high-resolution graphics, and 360-degree Surround View Monitor.^{5*}

Kia Connect⁸

is Kia's available smart connectivity system that integrates with your compatible smartphone and smart speaker to perform convenient, helpful tasks such as Remote Start with Climate Control,⁹ Find My Car, and Connected Routing. It even provides Wi-Fi Hotspot capability^{10*} on certain models.

*Optional features available only on certain trims. See Features page for availability. 5-10 See inside back cover for endnotes. EV9 GT-Line e-AWD shown. Simulated screen shown.

2024 EV9

379 hp

516 lb.-ft. of Torque*
(Wind+ e-AWD, Land e-AWD,
GT-Line e-AWD)

300 miles

Kia-est. Available Range
on Wind+ RWD^{11*}

Charge

from 10% to 80% w/DC
Fast Chargers in 24 Min.¹²

5,000-lb.

Towing Capacity^{13*}
(e-AWD Trims, Wind+, Land,
Requires Towing Package)



Rugged outside. Civilized inside. The all-new EV9 is a capable, three-row SUV, seamlessly merged with a strikingly crafted EV. Built for serious performance and versatility, EV9 offers a choice of powerful, all-electric drivetrains with available features like Dual-Motor e-AWD[†]; 7.8 inches of ground clearance^{*} and 5,000 lbs. of towing capacity.^{13*} Inside, comfort, luxury, and advanced tech rule every drive, with available Head-Up Display,^{6*} 24.6-inch total combined Dual Panoramic HD display,^{7*} a 5-inch Climate Control display, and Advanced Highway Driving Assist with LiDAR technology.^{14*} Plus a premium, road-trip-ready cabin that seats up to 7 passengers featuring outstanding 2nd-row legroom and generous cargo space.[‡]

DEP
DEALER ePROCESS

*Optional features available only on certain trims. See Features page for availability. †No system, no matter how advanced, can compensate for all driver error and/or driving conditions. Always drive safely. ‡Based on Kia estimates. Figures not available at time of printing. All cargo should be evenly distributed, properly secured, and never piled higher than the seatback. 6, 7, 11-14 See inside back cover for endnotes. EV9 Land e-AWD shown.



24.6-inch

Total Combined Dual Panoramic HD Display⁷

Relaxation

1st- & 2nd-row Captain's Chairs^{15*}



Advanced

Highway Driving Assist^{14*}

Blind-Spot

& Surround View Monitor^{5*}



Exterior colors

| | | |
|--------------------|--------------------|------------------|
| Aurora Black Pearl | Ivory Silver Matte | Panthera Metal |
| Iceberg Green | Ocean Blue | Pebble Gray |
| Ivory Silver | Ocean Blue Matte | Snow White Pearl |

EV9

Features & Trims

Light RWD highlighted content includes:

- 76.1 kWh lithium-ion battery w/heater
- Permanent Magnet Electric Motor w/215 hp & 258 lb.-ft. of torque
- 223 miles of targeted range on a full charge¹¹
- 2,000-lb. towing capacity¹³
- Multi-charging system (400V-800V)
- CCS1 charge port w/120V-240V & DC fast-charge capability¹²
- Dual lower control arm, MacPherson strut front suspension, 5-link rear suspension
- 4-wheel disc brakes w/Smart Regenerative System
- Rack-mounted motor-driven power steering
- Shift-by-Wire gear selector
- 19-in. aero-style combination alloy wheels w/255/60R19 tires
- LED exterior lighting including reflector headlights, Daytime Running Lights & tail lights
- Flush-mounted, automatic outside door handles
- Power-folding & heated outside mirrors
- Satin chrome window surround trim
- Acoustic-laminated windshield & front door windows
- Power windows w/auto-up/down
- Smart Power Tailgate¹⁶
- Onboard Power Generator¹⁷ w/1,900-watt external power draw capability, cargo area outlet
- Auto-dimming rearview mirror
- LED cabin lighting
- Bi-level center console tray w/lower tray storage
- Heated & ventilated front seats¹⁸
- Tri-Zone — Full Automatic Temperature Control
- Roof-mounted rear HVAC vents w/auto defog
- Full SynTex seating material
- 8-way power driver's seat w/2-way lumbar
- 8-way power passenger seat w/2-way lumbar
- 7-passenger seating w/2nd-row bench
- 60/40 split-folding 2nd row w/recline & slide
- One-touch 3rd-row access
- 50/50 split-folding 3rd-row seating
- 8-speaker audio system
- 24.6-in. Dual Panoramic HD display⁷
- Kia Connect⁸ w/Navigation⁷ & Wi-Fi Hotspot¹⁰
- 6 fast-charging USB outlets
- Push Button Start w/Smart Key
- Digital Key capable⁹
- Forward Collision-Avoidance Assist w/Car/Pedestrian/Cyclist Detection⁵
- Forward Collision-Avoidance Assist w/Junction Turning/Crossing, Lane Change Oncoming & Side, & Evasive Steering Assist⁵
- Blind-Spot Collision-Avoidance Assist⁵
- Highway Driving Assist¹⁴
- Rear Cross-Traffic Collision-Avoidance Assist⁵
- Rear Occupant Alert¹⁹
- Safe Exit Assist²⁰

Light Long Range RWD highlighted includes content of Light RWD, plus or replaces:

- 99.8 kWh lithium-ion battery w/heater
- Permanent Magnet Electric Motor w/201 hp & 258 lb.-ft. of torque
- 300 miles of targeted range on a full charge¹¹
- 6-passenger seating w/2nd-row captain's chairs
- Auto-dimming rearview mirror w/HomeLink²¹

Wind e-AWD highlighted includes content of Light Long Range RWD, plus or replaces:

- Dual-Motor e-AWD¹ w/379 hp & 443-516 lb.-ft. of torque
- 270 miles of targeted range on a full charge¹¹
- Torque-vectoring e-AWD¹ & Snow Mode
- 7.8-in. ground clearance
- Heated steering wheel
- Heat pump HVAC system
- Dual sunroof
- Roof rails
- 7-passenger seating w/2nd-row bench

Land e-AWD highlighted includes content of Wind+ e-AWD, plus or replaces:

- Dual-Motor e-AWD¹ w/379 hp & 443-516 lb.-ft. of torque
- 250 miles of targeted range on a full charge¹¹
- 20-in. combination alloy wheels w/275/50R20 tires
- Premium Relaxation Comfort driver's seat w/4-way lumbar support, powered tilt & leg support¹⁵
- Programmable memory for driver's seat, steering wheel & outside mirror position
- 6-passenger seating w/heated & ventilated 2nd-row captain's chairs¹⁸
- 2nd-row slide-out console tray & storage
- 14-speaker Meridian Premium Audio System²²
- Power tilt & telescoping steering column
- LED ambient mood lighting
- Onboard Power Generator¹⁷ w/1,900-watt external power draw capability, cargo area & external outlet
- Digital Pattern Lighting front grille (n/a w/matte paint)
- Full Display Mirror²³
- Surround View Monitor⁵
- Blind-Spot View Monitor⁵

GT-Line e-AWD highlighted includes content of Land e-AWD, plus or replaces:

- Dual-Motor e-AWD¹ w/379 hp & 516 lb.-ft. of torque
- 5,000-lb. towing capacity¹³
- Self-leveling rear suspension
- 21-in. black & dark silver lightweight combination alloy wheels w/285/45R21 tires
- Unique GT-Line exterior styling w/raised roof rails
- Premium Ergo Motion driver's seat w/4-way active lumbar support, powered-adjustable bolsters, tilt & 2-way leg support¹⁵
- Premium Relaxation Comfort passenger seat w/2-way lumbar support, powered tilt & 2-way leg support¹⁵
- Premium artificial suede leather headliner
- 12-in. Head-Up Display⁶
- Remote Smart Parking Assist²⁴

Options & Packages

Light Long Range RWD Cold Weather Package: Heat pump, heated steering wheel

Light Long Range RWD Sunroof Package: Single sunroof

Wind e-AWD Touring Package: 20-in. combination alloy wheels w/275/50R20 tires, 250 miles of targeted range on a full charge¹¹

Wind & Land e-AWD Towing Package(s): Tow hitch, self-leveling rear suspension, 5,000-lb. towing capacity¹³

Land e-AWD AER Package: 270 miles of targeted range on a full charge,¹¹ 19-in. aero-style combination alloy wheels w/255/60R19 tires

Land e-AWD Relaxation VIP Captain's Chairs Package: Premium Relaxation Comfort passenger seat w/2-way lumbar support, powered tilt & 2-way leg support, 2nd-row 8-way power Relaxation VIP seats w/2-way leg support¹⁵

GT-Line e-AWD Relaxation VIP Captain's Chairs Package: 2nd-row 8-way power Relaxation VIP seats w/2-way leg support¹⁵

GT-Line e-AWD Advanced Highway Driving Assist Package: Advanced Highway Driving Assist w/LiDAR¹⁴

*Optional features available only on certain trims. See Features page for availability. **Requires special care and handling. Visit kia.com for color and trims options. †No system, no matter how advanced, can compensate for all driver error and/or driving conditions. Always drive safely. 5-24 See inside back cover for endnotes. EV9 GT-Line e-AWD and EV9 Land e-AWD shown.

**Based on pre-production information, color and trim options subject to change. Matte paint colors require special care and handling.

2024 EV6

576 hp

545 lb.-ft. of Torque*
(GT)

0-60

in 3.4 Seconds^{25*1}
(GT)

Charge

from 10% to 80% w/DC
Fast Chargers in 18 Min.¹²

310-mile

All-electric Range^{26*}
(Light Long Range RWD, Wind RWD,
GT-Line RWD w/19-in. Wheels)



GT e-AWD shown, with 218 miles of all-electric range.²⁶

Built from the ground up on our revolutionary electric platform, the EV6 offers a choice of thrilling, all-electric drivetrains,* a 310-mile EPA-estimated range on a full charge,^{26*} and ultrafast DC charging capability.¹² Inventive and versatile, EV6 features a driver-oriented cockpit with 24.6-inch total combined Dual Panoramic HD display,⁷ an available Augmented Reality Head-Up Display,^{6*} and CUV flexibility with AWD** capability — plus an available Onboard Power Generator^{17*} that functions as a portable power source for laptops to camping equipment. Want even more excitement? EV6's GT trim unleashes 576 horsepower,* and a blistering top speed of 161 MPH.^{27*}



GT-Line e-AWD shown.

*Optional features available only on certain trims. See Features page for availability. †No system, no matter how advanced, can compensate for all driver error and/or driving conditions. Always drive safely. 6, 7, 12, 17, 25-27 See inside back cover for endnotes. EV6 GT-Line e-AWD and EV6 GT e-AWD shown.



Exterior colors

| | | |
|--------------------|-------------------|--------------------|
| Aurora Black Pearl | Interstellar Gray | Steel Gray |
| Glacier | Runway Red | Steel Matte Gray** |
| Gravity Blue | Snow White Pearl | Yacht Blue |

EV6

Features & Trims

EV6 Light RWD highlighted content includes:

- 58 kWh 697-volt lithium-ion polymer high-voltage battery
- 125 kW AC Synchronous Permanent Magnet Electric Motor w/167 hp & 258 lb.-ft. of torque
- 232 miles of targeted range on a full charge²⁶
- Multi-charging system (400V-800V)
- CCS1 charge port w/120V-240V & DC fast-charge capability¹²
- MacPherson strut front suspension, 5-link rear suspension
- 4-wheel disc brakes w/Smart Regenerative System
- Rack-mounted motor-driven power steering
- Shift-by-Wire gear selector
- Battery heater
- 19-in. dark gray alloy wheels w/235/55R19 tires
- LED exterior lighting including reflector headlights, Daytime Running Lights & combination tail lights
- Flush outside door handles
- Integrated aero-style rear spoilers
- Power-folding & heated outside mirrors
- Black window surround trim, wheel arch trim, grille & rocker panel cladding
- Bi-level center console tray w/lower front tray storage
- Combination recycled fabric & synthetic leather seating materials
- GigaSteel slim front seating design
- 8-way power driver's seat w/integrated memory
- 8-way power passenger seat
- 2-way driver & front passenger power lumbar support
- Heated front seats¹⁸
- 60/40 split-folding rear seating w/multi-angle recline
- Artificial leather steering wheel
- Power windows w/front auto up/down
- Dual Zone — Full Automatic Temperature Control w/auto defogger
- Apple CarPlay^{®28} integration
- Android Auto^{™29} compatibility
- Dual Panoramic 12.3-in. HD screens⁷ w/integrated Blue-light filter
- Kia Connect[®] w/Navigation⁷
- Smart Key w/Push Button Start
- Forward Collision-Avoidance Assist w/Pedestrian/Cyclist Detection & Junction Turning⁵
- Blind-Spot Collision-Avoidance Assist⁵
- Rear Cross-Traffic Collision-Avoidance Assist⁵
- Navigation-based Smart Cruise Control w/Stop & Go⁵
- Highway Driving Assist¹⁴
- Safe Exit Assist²⁰
- Rear Occupant Alert¹⁹

EV6 Light Long Range RWD includes content of EV6 Light RWD, plus or replaces:

- 77.4 kWh 697-volt lithium-ion polymer high-voltage battery
- 168 kW AC Synchronous Permanent Magnet Electric Motor w/225 hp & 258 lb.-ft. of torque
- 310 miles of range on a full charge²⁶

EV6 Light Long Range e-AWD includes content of EV6 Light Long Range RWD, plus or replaces:

- 239 kW output Dual-Motor e-AWD¹ w/320 hp & 446 lb.-ft. of torque
- 282 miles of range on a full charge²⁶
- Heat pump HVAC system
- Heated steering wheel

Options & Packages

EV6 Wind RWD highlighted content includes:

- 19-in. gloss-black aero-style spoke alloy wheels w/235/55R19 tires
- Ventilated front seats
- SynTex seating materials
- 8-way power front passenger seat
- Smart Power Tailgate¹⁶
- Meridian Premium Audio System²² w/14 speakers, subwoofer & external amplifier
- Onboard Power Generator¹⁷ w/1,900-watt external power draw capability
- Parking Distance Warning — Forward & Reverse⁵

EV6 Wind e-AWD includes content of

EV6 Wind RWD, plus or replaces:

- 239 kW output Dual-Motor e-AWD¹ w/320 hp & 446 lb.-ft. of torque
- 282 miles of range on a full charge²⁶
- Heated steering wheel
- Heat pump HVAC system

EV6 GT-Line RWD includes content of

EV6 Wind RWD, plus or replaces:

- Unique GT-Line dedicated front & rear fascia, wheel arch moldings & side sills
- Wide sunroof
- Auto-deploy flush outside door handles
- Alloy pedals
- LED ambient interior lighting
- Forward Collision-Avoidance Assist w/Pedestrian/Cyclist Detection, Junction Assist & Lane Change Oncoming/Side Assist⁵
- Blind-Spot View Monitor⁵
- Surround View Monitor⁵
- Augmented Reality HUD (Head-Up Display)⁶
- Remote Smart Parking Assist²⁴
- Parking Collision-Avoidance Assist — Reverse⁵

EV6 GT-Line e-AWD includes content of

EV6 GT-Line RWD, plus or replaces:

- 239 kW output Dual-Motor e-AWD¹ w/320 hp & 446 lb.-ft. of torque
- 252 miles of range on a full charge²⁶
- 20-in. aero-style 5-spoke alloy wheels w/255/45R20 tires
- Highway Driving Assist²¹⁴
- Heated steering wheel
- Heat pump HVAC system
- Heated rear seats¹⁸

EV6 GT e-AWD includes content of

EV6 GT-Line e-AWD, plus or replaces:

- Dual-Motor e-AWD¹ w/576 hp & 545 lb.-ft. of torque
- 218 miles of range on a full charge²⁶
- e-LSD (electronic limited-slip differential)
- Electronically Controlled Sport Suspension
- 21-in. GT design alloy wheels
- Neon GT design monoblock brake calipers
- Unique GT design front & rear fascia
- Neon GT design interior accents
- D-shaped sport steering wheel w/dedicated GT Mode button
- Unique GT design lightweight sport-bolstered seats w/suede surfaces

EV6 Wind Technology Package:

- Surround View Monitor⁵ Remote Smart Parking Assist²⁴ Blind-Spot View Monitor⁵ Parking Collision-Avoidance Assist — Reverse⁵

*Optional features available only on certain trims. See Features page for availability. **Requires special care and handling. Visit kia.com for color and trims options. †No system, no matter how advanced, can compensate for all driver error and/or driving conditions. Always drive safely. 1, 5-8, 12, 14, 16-20, 22, 24, 26, 28, 29 See inside back cover for endnotes. EV6 GT-Line e-AWD and EV6 GT e-AWD shown.

2024 Telluride

3.8L
V6 Engine

291
Horsepower

8.4-inch
Ground Clearance*
(X-Line, X-Pro)

5,500-lb.
Towing Capacity^{2*}
(X-Pro)



The Telluride is an undeniably capable midsize SUV equipped to go wherever inspiration calls you. With a standard 3.8L GDI V6 engine, available all-wheel-drive system with AWD Lock Mode and Snow Mode,[†] 18-inch wheels with all-terrain tires,^{*} and elevated ground clearance,^{*} to embrace all manner of rugged encounters. Plus, a modern, high-tech interior featuring a Wi-Fi Hotspot,¹⁰ available 24.6-inch Dual Panoramic display,⁷ advanced driver-assistance technologies such as Forward Collision-Avoidance Assist with Junction Turning,^{5*} and premium features like available Nappa leather seating trim.^{*}



*Optional features available only on certain trims. See Features page for availability. [†]No system, no matter how advanced, can compensate for all driver error and/or driving conditions. Always drive safely. Professional driver on closed course. Use extreme caution when driving in water. See Owner's Manual for safety information. 2, 5, 7, 10 See inside back cover for endnotes. Telluride SX Prestige X-Pro AWD shown.



24.6-inch

Total Combined Dual Panoramic Display⁷
(SX, SXP, SX X-Line/X-Pro, SXP X-Line/X-Pro)

87 cu. ft.

of Cargo Space[†]



Blind-Spot

& Surround View Monitor^{5*}
(SX, SXP, SX X-Line/X-Pro, SXP X-Line/X-Pro)

Seats Up to 8

Passengers^{*}
(LX, EX)



Exterior colors

| | | |
|-------------|---------------------|--------------------|
| Dark Moss | Everlasting Silver | Jungle Green |
| Dawning Red | Glacial White Pearl | Midnight Lake Blue |
| Ebony Black | Gravity Gray | Wolf Gray |

Telluride

Features & Trims

LX highlighted content includes:

3.8L Gasoline Direct Injection V6 engine w/291 hp @ 6,000 RPM & 262 lb.-ft. of torque
5,000-lb. towing capacity²
8-speed Automatic Transmission
Front-wheel drive
Torque-vectoring cornering control
Independent MacPherson strut front suspension
Multi-link, independent rear suspension w/stabilizer bar & high-performance dampers
Electronic Parking Brake
Drive Mode Select w/4 modes
Automatic LED dual projection headlights
LED Daytime Running Lights
Black grille w/satin chrome surround
Satin chrome window trim & lower door garnish
Heated exterior mirrors w/integrated turn signal
Acoustic-laminated front windshield
Body-color rear spoiler
Black wheel arch moldings & rocker panels
18-in. silver finish alloy wheels w/245/60R18 tires
18-in. rear-mounted temporary spare wheel & tire
Kia Connect[®] w/Navigation⁷
6-speaker audio system
8-passenger seating
Tri Zone — Full Automatic Temperature Control
Painted metallic dash & door trim inlays
SynTex seating materials
Remote folding 2nd-row seats
5 USB-C charging ports
Forward Collision Warning⁵
Forward Collision-Avoidance Assist w/Pedestrian/Cyclist Detection & Junction Turning⁵
Lane Departure Warning⁵
Lane Following Assist⁵
Lane Keeping Assist⁵
Highway Driving Assist¹⁴
Navigation-based Smart Cruise Control w/Stop & Go — Curve⁵
Intelligent Speed Limit Assist⁵
Rear View Monitor w/Parking Guidance⁵
Parking Distance Warning — Reverse⁵
Rear Cross-Traffic Collision-Avoidance Assist⁵

S includes content of LX, plus or replaces:

Satin chrome w/body-color exterior door handles
Low-profile silver paint roof rails
Single, twin-tip exhaust
20-in. black w/machined-finish alloy wheels
7-passenger seating w/one-touch Slide & Fold, reclining 2nd-row captain's chairs
8-way power driver's seat w/2-way lumbar support
Driver's & front passenger's heated seats¹⁸
10-watt wireless phone charger³⁰

EX includes content of S, plus or replaces:

LED rear tail lights
Power-folding exterior mirrors
Acoustic windshield & front door windows
Single, power tilt & sliding sunroof

Smart Power Tailgate¹⁶ w/auto-close function
8-passenger seating
Woodgrain dash & door trim inlays
Leather seat trim
8-way power passenger seat w/2-way lumbar support
Driver's & front passenger's ventilated seats
Manual 2nd-row window shades
LED interior cabin lighting, including cargo area
USB-C charge port in front center console

EX X-Line AWD includes content of EX, plus or replaces:

Active On-Demand AWD w/AWD Lock & Snow modes[†]
Tow Mode for enhanced towing performance²
Self-leveling rear suspension
X-Line/X-Pro exclusive black headlight trim
X-Line/X-Pro exclusive front & rear bumpers
X-Line/X-Pro exclusive grille design
Dark metallic window trim & door garnish
X-Line/X-Pro exclusive raised gloss black roof rails
X-Line exclusive 20-in. black finish alloy wheels
7-passenger seating w/one-touch Slide & Fold, reclining 2nd-row captain's chairs

SX includes content of EX X-Line AWD, plus or replaces:

Front-wheel drive
LED fog lights
Black grille w/satin chrome surround
Satin chrome window trim & lower door garnish
Satin chrome w/body-colored door handles
Dual sunroofs (rear fixed glass)
Low-profile satin chrome roof rails
20-in. black w/machined-finish alloy wheels
Dual Curved Integrated displays
Harman Kardon^{®31} 10-speaker premium audio
10-way power driver's seat w/4-way active anti-fatigue lumbar support
Digital Key capable⁹
Blind-Spot View Monitor⁵
Forward Collision-Avoidance Assist w/Junction Crossing, Lane Change Oncoming/Side & Evasive Steering Assist⁵
Smart Cruise Control — Machine Learning⁵
Surround View Monitor w/3D View⁵
Parking Collision Avoidance — Reverse⁵
Parking Distance Warning — Forward⁵

SX X-Line AWD includes content of SX, plus or replaces:

Active On-Demand AWD w/AWD Lock & Snow modes[†]
Tow Mode for optimum towing performance²
Self-leveling rear suspension
X-Line/X-Pro exclusive black headlight trim
X-Line/X-Pro exclusive front & rear bumpers
X-Line/X-Pro exclusive grille design
Dark metallic window trim & door garnish
Body-colored exterior door handles
X-Line/X-Pro exclusive raised gloss black roof rails
X-Line exclusive 20-in. black finish alloy wheels

SX X-Pro AWD includes content of SX X-Line AWD, plus or replaces:

5,500-lb. towing capacity²
X-Pro exclusive 18-in. black finish alloy wheels & all-terrain tires
110V inverter, passenger-side cargo area

SX Prestige AWD includes content of SX X-Pro AWD, plus or replaces:

Black grille w/satin chrome surround
Satin chrome window trim & lower door garnish
Satin chrome w/body-colored door handles
Low-profile satin chrome roof rails
Rain Sensing Wipers
20-in. black w/machined-finish alloy wheels
10-in. LCD Head-Up Display⁶
Premium Nappa leather seat trim
Heated & ventilated 2nd-row captain's chairs¹⁸
Full Display Mirror^{®23}
110V inverter, 2nd-row center console

SX Prestige X-Line AWD includes content of SX Prestige AWD, plus or replaces:

Tow Mode for optimum towing performance²
Self-leveling rear suspension
X-Line/X-Pro exclusive black headlight trim
X-Line/X-Pro exclusive color front & rear bumpers
X-Line/X-Pro exclusive grille design
Dark metallic window trim & door garnish
X-Line/X-Pro exclusive raised gloss black roof rails
X-Line exclusive 20-in. black finish alloy wheels

SX Prestige X-Pro AWD includes content of SX Prestige X-Line AWD, plus or replaces:

5,500-lb. towing capacity²
X-Pro exclusive 18-in. black finish alloy wheels & all-terrain tires
110V inverter, passenger-side cargo area

Options & Packages

All-wheel drive (LX, S):
Active On-Demand AWD w/AWD Lock & Snow modes[†]

All-wheel drive (EX, SX):
Active On-Demand AWD w/AWD Lock & Snow modes[†]; heated steering wheel

Sunroof Package (S):
Single, power tilt & sliding sunroof, LED interior cabin lighting, including cargo area

2nd-row captain's chairs (EX):
7-passenger seating w/one-touch Slide & Fold, reclining 2nd-row captain's chairs, satin chrome roof rails

Towing Package² (Available late 2024) (EX) (req. 2nd-row captain's chairs), (SX, SX Prestige):
Self-leveling rear suspension, tow hitch

[†]Optional features available only on certain trims. See Features page for availability. Visit kia.com for color and trims options. [†]Maximum cargo with seats folded. All cargo should be evenly distributed, properly secured, and never piled higher than the seatback. [†]No system, no matter how advanced, can compensate for all driver error and/or driving conditions. Always drive safely. Simulated screen shown. 2, 5-9, 14, 16, 18, 23, 30, 31 See inside back cover for endnotes. Telluride SX Prestige X-Pro AWD shown.

2023 Sorento



Built for adventure and born for versatility, the Sorento SUV gas models have it all. With available features such as torque-vectoring all-wheel drive with Center Locking Differential and Snow Mode,** a turbocharged engine,* elevated ground clearance,* and a bridge-style roof rack.* Advanced driver-assistance technologies⁵ such as Blind-Spot Collision-Avoidance Assist,^{5*} standard seating for seven, or 2nd-row captain's chairs.* And generous cargo space for your gear.†

*Optional features available only on certain trims. See Features page for availability. Visit kia.com for color and trims options. Aftermarket all-terrain tires are recommended for off-road conditions. Aftermarket accessories sold separately. Professional driver on closed course. Use extreme caution when driving through water. Refer to the Owner's Manual for more safety information. Sorento X-Line SX Prestige AWD and SX Prestige AWD shown.

2.5L Turbo

GDI Engine*
(EX, SX, SX Prestige)

281

Horsepower*
(EX, SX, SX Prestige)

311 lb.-ft.

of Torque*
(EX, SX, SX Prestige)

62.8 cu. ft.

of Cargo Space†



10 Standard

Driver-assistance Technologies⁵

Surround

View Monitor^{5*}
(SX Prestige)

10.25-inch

Touch Screen⁷

20-inch

Alloy Wheels*
(EX AWD, SX, SX Prestige)



Exterior colors

| | | |
|--------------------|-----------------------|---------------|
| Aruba Green | Glacial White Pearl | Sapphire Blue |
| Ebony Black | Gravity Gray | Wolf Gray |
| Everlasting Silver | Passion Red Tint Coat | |

*No system, no matter how advanced, can compensate for all driver error and/or driving conditions. Always drive safely. †Maximum cargo with seats folded. All cargo should be evenly distributed, properly secured, and never piled higher than the seatback. Always use caution when carrying rooftop accessories. 5, 7 See inside back cover for endnotes.

2024 Sorento HEV



Sorento Turbo-Hybrid redefines the hybrid status quo with an exceptional combination of quick acceleration, powerful performance, and the best combined mileage in its class³² — an EPA-estimated 37 MPG (HEV EX FWD)³³ — courtesy of an advanced, 227-hp turbocharged hybrid powertrain. It also gives you available torque-vectoring all-wheel drive^{**} for all-weather capability, advanced driver-assistance technologies,⁵ and a spacious, versatile interior with three-row seating and Slide & Fold 2nd-row captain's chairs.

HEV EX AWD, shown in all images, rated at EPA-estimated 34 MPG combined^{33*} and with 602 miles of total driving range.^{34*}

Turbo-Hybrid
Powertrain

EPA-estimated 37 MPG
Combined^{33*}
(HEV EX FWD)

258 lb.-ft.
of Torque

655-mile
Total Driving Range^{34*}
(HEV EX FWD)



227
Horsepower

Panoramic
Sunroof*
(Available)

2nd-row
Captain's Chairs

10.25-inch
Touch Screen⁷



Exterior colors

| | | |
|--------------------|------------------|------------|
| Aurora Black Pearl | Runway Red | Steel Gray |
| Gravity Blue | Silky Silver | |
| Platinum Graphite | Snow White Pearl | |

*Optional features available only on certain trims. See Features page for availability. Visit kia.com for color and trims options. [†]No system, no matter how advanced, can compensate for all driver error and/or driving conditions. Always drive safely. All cargo should be evenly distributed, properly secured, and never piled higher than the seatback. 5, 7, 32-34 See inside back cover for endnotes.

DEALER ePROCESS

2024 Sorento PHEV

261-hp
PHEV Powertrain

66.9 kW
Motor

32-mile
All-electric Range²⁶

79 MPGe
Combined³⁵



AWD
w/Snow
Mode[†]

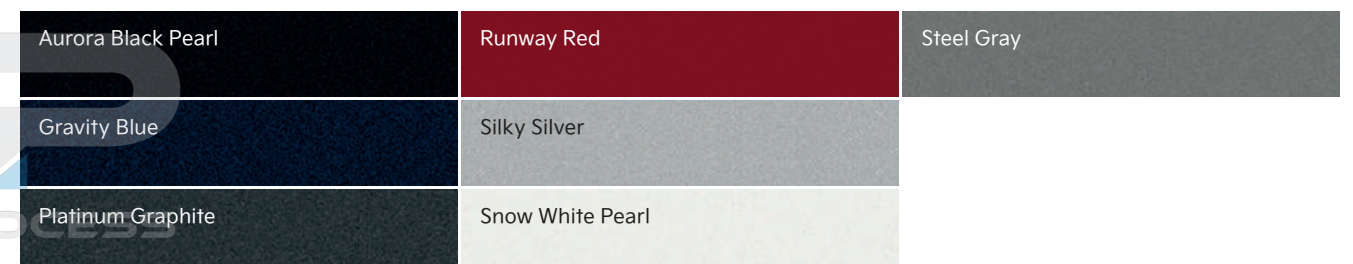
Charge
from 10% to 80% w/DC
Fast Chargers in 24 Min.^{12*}

10.25-inch
Touch
Screen⁷

Surround
View
Monitor^{5*}



Exterior colors



The plug-in that plays hard, Sorento Turbo Plug-In Hybrid (PHEV) has a powerfully advanced, 261-hp turbocharged PHEV powertrain that lets you plug in and charge it up for an EPA-estimated 32 miles of all-electric range.²⁶ For longer adventures, you'll enjoy an estimated total range of 460 miles,³⁴ the confidence of standard torque-vectoring all-wheel drive,[†] and a sophisticated, high-tech, three-row cabin.

*Optional features available only on certain trims. See Features page for availability. Visit kia.com for color and trims options. [†]No system, no matter how advanced, can compensate for all driver error and/or driving conditions. Always drive safely. Charger shown not included. 5, 7, 26, 34-36 See inside back cover for endnotes. Sorento PHEV SX Prestige shown.

Sorento

Features & Trims

LX FWD highlighted content includes:

| |
|---|
| 2.5L 4-cylinder GDI engine |
| 191 horsepower w/182 lb.-ft. of torque |
| 8-speed Automatic Transmission |
| Drive Mode Select system |
| Idle, Stop & Go |
| 2,000-lb. towing capacity ² |
| 17-in. alloy wheels |
| P235/65/R17 tires |
| LED multi-reflector headlights |
| LED Positioning Lights |
| Auto-on/off headlights |
| Heated, power-adjustable, manual-folding exterior mirrors |
| Satin-chrome window surrounds |
| Remote keyless entry (folding key) |
| Engine immobilizer |
| 3-row, 7-person cloth-trimmed seats (2/3/2 configuration) |
| 6-way-adjustable driver's seat, including height adjuster |
| Wireless Apple CarPlay ^{®28} integration |
| Wireless Android Auto™ ²⁹ compatibility |
| One-touch Slide & Fold 2nd-row seats |
| Remote-folding 2nd-row seats (from cargo area) |
| 8-in. touch screen ⁷ |
| 6 speakers |
| 6 USB chargers |
| 2 12V power outlets |
| 4.2-in. color Supervision meter cluster display |
| Manual, single-zone A/C |
| Power windows w/driver's safety one-touch auto-up/down |
| Forward Collision-Avoidance Assist w/Pedestrian Detection ⁵ |
| Lane Keeping Assist ⁵ |
| Lane Following Assist ⁵ |
| Rear View Monitor w/Parking Guidance ⁵ |
| Blind-Spot Collision-Avoidance Assist — Rear & Parallel Exit ⁵ |
| Rear Cross-Traffic Collision-Avoidance Assist ⁵ |
| Safe Exit Assist ²⁰ |
| Ultrasonic Rear Occupant Alert ¹⁹ (Sensor) |
| Driver Attention Warning ³⁷ |
| High Beam Assist ³⁸ |
| Power child locks |
| w/driver's door-mounted controls |

S FWD includes content of LX FWD, plus or replaces:

| |
|---|
| 18-in. machined-finish alloy wheels w/gloss black pockets |
| P235/60/R18 tires |
| Push Button Start w/Smart Key & Remote Start ³⁹ from key fob |
| 3-row, 7-person SynTex seating (2/3/2 configuration) |
| 10-way power driver's seat, including 2-way power lumbar support |
| Heated front seats ¹⁸ |
| 10.25-in. touch screen ⁷ w/Kia Connect, ⁸ Navigation ⁷ & modem |
| Wireless phone charger pad ³⁰ |
| SiriusXM ^{®40} |
| Apple CarPlay ^{®28} integration |
| Android Auto™ ²⁹ compatibility |
| Kia Connect ⁸ |
| Dual Zone — Full Automatic Temperature Control w/auto defogger |
| 8 USB chargers |
| Premium front seatback panels (including dual USB chargers) |
| Leather-wrapped shift knob & 3-spoke steering wheel |
| Parking Distance Warning — Reverse ⁵ |

EX 2.5T FWD includes content of S FWD, plus or replaces:

| |
|--|
| 2.5L turbocharged 4-cylinder GDI engine |
| 281 horsepower w/311 lb.-ft. of torque |
| 8-speed wet-clutch Dual-Clutch Transmission |
| Trailer Package w/3,500-lb. towing capacity ² |
| Electronic Parking Brake |
| Brake Auto Hold |
| Front LED fog lights |
| Smart Power Tailgate ¹⁶ |
| 3-row, 6-person SynTex seating (2/2/2 configuration) |
| 2nd-row captain's chairs |
| 8-way power front-passenger seat |
| Electrochromatic rearview mirror |
| Simulated open-pore woodgrain inlays |
| Navigation-based Smart Cruise Control w/Stop & Go (full range) ⁵ |
| Forward Collision-Avoidance Assist w/Cyclist Detection & Junction Turning ⁵ |
| Highway Driving Assist ¹⁴ |

SX 2.5T FWD includes content of EX 2.5T FWD, plus or replaces:

| |
|--|
| 20-in. gloss black alloy wheels |
| 255/45R20 tires |
| LED projector headlights |
| Signature LED Daytime Running Lights |
| LED tail lights |
| Panoramic sunroof w/power sunshade |
| Brushed-metal look inset film inlays |
| 12.3-in. Supervision meter cluster display |
| Rain Sensing Wipers |
| Power-folding side mirrors |

SX Prestige AWD includes content of SX 2.5T FWD, plus or replaces:

| |
|--|
| Torque-vectoring AWD system w/Center Locking Differential [†] |
| Drive Mode Select w/Snow Mode |
| 8.3-in. ground clearance |
| Perforated genuine leather trim w/3D embossed bolsters |
| Heated & ventilated front seats ¹⁸ |
| 2nd-row heated captain's chairs ¹⁸ |
| Retractable rear door sunshades |
| 14-way power-adjustable driver's seat |
| 10-way power-adjustable front-passenger seat |
| 115V power inverter |
| Aluminum sport pedals |
| Bose ⁴² 12-speaker Centerpoint premium audio system |
| Heated steering wheel |
| Auto-up/down safety windows (all 4) |
| Surround View Monitor ⁵ |
| Blind-Spot View Monitor ⁵ |
| Parking Collision-Avoidance Assist — Reverse ⁵ |
| Parking Distance Warning — Forward & Reverse ⁵ |

X-Line SX Prestige AWD includes content of SX Prestige AWD, plus or replaces:

| |
|---|
| 20-in. alloy wheels w/gray finish |
| X-Line front bumper w/gloss black air intake |
| X-Line rear bumper |
| Matte black wheel arch & lower door cladding |
| Matte black fender signature |
| Gloss black radiator frame & Hyper Silver Gray mesh |
| Simulated open-pore woodgrain inlays |

Options & Packages

AWD Package, LX & SX only:

Torque-vectoring AWD system w/Center Locking Differential,[†] Drive Mode Select w/Snow Mode, 8.3-in. ground clearance

X-Line AWD Package, S & EX only:

Torque-vectoring AWD system w/Center-Locking Differential,[†] unique 18-in. alloy wheels in gloss black (S only) or 20-in. alloy wheels in matte gray (EX only), X-Line front bumper w/gloss black air intake, X-Line rear bumper, matte black wheel arch & lower door cladding, matte black fender signature, Dark Hyper Silver grille w/gloss black radiator frame, panoramic sunroof (EX only)

Panoramic Sunroof Package, S & EX FWD only:

Panoramic sunroof w/power-retractable sunshade

Sorento

HEV/PHEV Features & Trims

EX Turbo-Hybrid (HEV) highlighted content includes:

| |
|---|
| 1.6L SmartStream Turbo-Hybrid powertrain |
| 227 combined system horsepower w/258 lb.-ft. of torque |
| 6-speed Shift-by-Wire Automatic Transmission |
| Drive Mode Select system |
| 2,000-lb. towing capacity ² |
| 17-in. machined-finish aero-style wheels |
| LED multi-reflector headlights |
| LED positioning lamp auto-on/off headlights |
| LED fog lights |
| Heated, power-adjustable, manual-folding exterior mirrors |
| Electrochromatic rearview mirror |
| Satin-chrome window surrounds |
| Push Button Start w/Smart Key |
| Remote Start ³⁹ (on key fob) |
| Engine immobilizer |
| Apple CarPlay ^{®28} integration |
| Android Auto™ ²⁹ compatibility |
| 3-row, 6-person SynTex seating (2/2/2 configuration) |
| 2nd-row captain's chairs |
| 10-way power-adjustable driver's seat w/2-way lumbar support |
| 8-way power-adjustable front passenger seat |
| Heated front seats ¹⁸ |
| Wireless smartphone charger ³⁰ |
| 10.25-in. touch screen ⁷ w/Kia Connect, ⁸ Navigation ⁷ & modem |
| SiriusXM ^{®40} |
| 6-speaker AM/FM HD audio system |
| Electronic Parking Brake w/Auto Hold |
| 8 USB charging points |
| 12V power outlets x2 |
| 4.2-in. color Supervision meter cluster display |
| Dual Zone — Full Automatic Temperature Control w/auto defogger |
| Premium seatback panel, driver & front passenger (including dual USB chargers) |
| 3-spoke leather-wrapped steering wheel |
| Leather-wrapped shift knob |
| One-touch Slide & Fold 2nd-row seats |
| Remote-folding 2nd-row seats (from cargo area) |
| Smart Power Tailgate, ¹⁶ height adjustable |
| 7 airbags ⁴¹ |
| Hill-start Assist Control [†] |
| Downhill Brake Control [†] |
| Navigation-based Smart Cruise Control w/Stop & Go ⁵ |
| Forward Collision Avoidance Assist w/Cyclist Detection & Junction Turning ⁵ |
| Highway Driving Assist ¹⁴ |
| Blind-Spot Collision-Avoidance Assist w/Parallel Exit ⁵ |
| Rear Cross-Traffic Collision-Avoidance Assist ⁵ |
| Safe Exit Assist ²⁰ |
| Parking Distance Warning — Forward & Reverse ⁵ |
| Power child locks |
| Lane Keeping Assist ⁵ |
| Lane Following Assist ⁵ |
| Driver Attention Warning ³⁷ |

SX Prestige Turbo-Hybrid (HEV) includes content of EX Turbo-Hybrid (HEV), plus or replaces:

| |
|--|
| Torque-vectoring AWD system w/Center Locking Differential & Snow Mode [†] |
| 19-in. alloy wheels |
| LED projector headlights |
| LED combination tail lights |
| LED Daytime Running Lights |
| Power-folding mirrors |
| Rain Sensing Wipers |
| Surround View Monitor ⁵ |
| Blind-Spot View Monitor ⁵ |
| Parking Collision-Avoidance Assist — Reverse ⁵ |
| Perforated genuine leather seat trim |
| 14-way power-adjustable driver's seat |
| 10-way power-adjustable front passenger seat |
| Heated & ventilated front seats ¹⁸ |
| 2nd-row heated captain's chairs ¹⁸ |
| Heated steering wheel |
| 12.3-in. Supervision meter cluster display |
| Bose ⁴² 12-speaker Centerpoint premium audio system |
| HomeLink ^{®21} |
| Rear door retractable sunshades |
| 115V household-style power outlet |
| Auto-up/down power windows |
| Brushed metal dash & door trim inlays |
| Aluminum sport pedals |

SX Prestige Plug-In Turbo Hybrid (PHEV) includes content of SX Prestige Turbo Hybrid (HEV), plus or replaces:

1.6L GDI Turbo Plug-In Hybrid powertrain w/261 combined system hp
32-mile, all-electric range on full charge²⁶

Options & Packages

AWD Package, EX HEV only:

Torque-vectoring AWD system w/Center Locking Differential,[†] Drive Mode Select w/Snow Mode, 8.3-in. ground clearance, 19-in. alloy wheels

Panoramic Sunroof Package:

Panoramic sunroof w/power-retractable sunshade



[†]No system, no matter how advanced, can compensate for all driver error and/or driving conditions. Always drive safely. 2, 5, 7, 8, 14, 16, 18-21, 26, 28-30, 37-42 See inside back cover for endnotes.

2024 Sportage



The Sportage is made to move you in new ways, with rugged capability to power your every endeavor. It has crossover SUV versatility and features like available all-wheel drive** featuring Drive Modes w/Snow Mode, and all-terrain tires* for added capability. Sportage features a driver-centric cockpit with panoramic instrument panel,* along with advanced technologies like an available 360-degree Surround View Monitor with 3D view^{5*} and Blind-Spot View Monitor.^{5*} Plus a sleek style that looks the part on any road you choose.

*Optional features available only on certain trims. See Features page for availability. Visit kia.com for color and trims options. **No system, no matter how advanced, can compensate for all driver error and/or driving conditions. Always drive safely. **Maximum cargo with seats folded. All cargo should be evenly distributed, properly secured, and never piled higher than the seatback.

2.5L GDI

Engine

AWD

Drive Modes w/Snow Mode**
(Available)

8.3 Inches

of Ground Clearance*
(AWD Trims)

All-terrain

Tires*
(X-Pro)



Surround

View Monitor w/3D View^{5*}
(SX Prestige, X-Pro Prestige)

24.5-inch

Total Combined
Dual Panoramic Curved Display⁷

Smart

Power Tailgate^{16*}
(X-Line, SX, X-Pro, SX Prestige, X-Pro Prestige)

74.1 cu. ft.

of Cargo Space**



Exterior colors

| | | |
|---------------------|------------------|-----------------------------------|
| Dawning Red | Gravity Gray | Wolf Gray |
| Ebony Black | Jungle Green | Glacial White Pearl w/Ebony Black |
| Everlasting Silver | Sapphire Blue | Jungle Green w/Ebony Black |
| Fusion Black | Snow White Pearl | Wolf Gray w/Ebony Black |
| Glacial White Pearl | Steel Gray | |

5, 7, 16 See inside back cover for endnotes. Sportage X-Pro Prestige shown.

2024 Sportage HEV

1.6L Turbo-
Hybrid Powertrain

227
Horsepower

43 MPG
Combined^{33*}
(HEV LX FWD)

589-mile
Total Driving Range^{34*}
(HEV LX FWD)



24.5-inch
Total Combined Dual
Panoramic Curved Display^{7*}

Blind-Spot
View Monitor⁵
(SX Prestige)

Remote Smart
Parking Assist^{24*}
(SX Prestige)

Surround
View Monitor w/3D View^{5*}
(SX Prestige)



Exterior colors

| | | |
|--------------|---------------------|------------|
| Dawning Red | Shadow Matte Gray** | Vesta Blue |
| Fusion Black | Snow White Pearl | |
| Gravity Gray | Steel Gray | |

With impressive horsepower, available all-wheel drive^{*†} for all-weather capability, and hybrid technology for efficiency, the sleek Sportage Turbo-Hybrid is designed to go the distance — while offering high-tech features to power all your urban adventures, including eight standard, advanced driver-assistance technologies,⁵ a Dual Panoramic Curved display,^{7*} available heated and ventilated front seats,^{18*} and plenty of spacious versatility for passengers and cargo.[‡]

HEV EX AWD, shown in all images, rated at 38 MPG combined^{33*} and with 521 miles of total driving range.^{34*}

*Optional features available only on certain trims. See Features page for availability. **Requires special care and handling. Visit kia.com for color and trims options. †No system, no matter how advanced, can compensate for all driver error and/or driving conditions. Always drive safely. ‡All cargo should be evenly distributed, properly secured, and never piled higher than the seatback. Simulated screen shown. 5, 7, 18, 24, 33, 34 See inside back cover for endnotes.

DEX
DEALER ePROCESS

2024 Sportage PHEV

1.6L Turbo-
Hybrid Powertrain

261
System Horsepower

34-mile
All-electric Range²⁶

84 MPGe
Combined³⁵



AWD
Standard[†]

Appx. 2 Hours
to a Full Charge³⁶

24.5-inch
Total Combined Dual Panoramic Curved Display⁷

16 Standard
Driver-assistance Technologies⁵



The Sportage Turbo Plug-In Hybrid is made for wherever your day takes you. Its 1.6L Turbo engine is paired with a powerful electric motor and 13.8 kWh battery. Standard active all-wheel drive[†] means slick or rocky roads are open for exploration. And its city-smart, Turbo plug-in hybrid technology lets you charge up in approximately 2 hours at a Level 2 charger³⁶ for an EPA-estimated 34 miles of all-electric range²⁶ — so you can skip the gas station for quick trips around town.

[†]Requires special care and handling. Visit kia.com for color and trims options. Level 2, 240V charging time based on manufacturer estimates. Actual charging time will vary based on factors such as ambient temperature, battery state of charge, and battery condition. Sportage PHEV X-Line AWD shown.

Exterior colors

| | | |
|--------------|--------------------|------------|
| Dawning Red | Jungle Green | Vesta Blue |
| Fusion Black | Shadow Matte Gray* | |
| Gravity Gray | Snow White Pearl | |

*No system, no matter how advanced, can compensate for all driver error and/or driving conditions. Always drive safely. 5, 7, 26, 35, 36 See inside back cover for endnotes.

Sportage

Features & Trims

| |
|---|
| LX highlighted content includes: |
| 2.5L 4-cylinder GDI & MPI Dual Injection engine |
| 187 horsepower & 178 lb.-ft. of torque |
| 8-speed Automatic Transmission |
| Drive Mode Select |
| 17-in. alloy wheels |
| LED projector headlights w/High Beam Assist ³⁸ |
| LED tail lights |
| LED Daytime Running Lights |
| 12.2-in. LCD Digital Cluster Display w/integrated 4.2-in. TFT Supervision meter cluster display |
| Power windows w/driver's one-touch auto-down |
| Rear 60/40 Fold & Dive rear seats w/recline function |
| 8-in. color touch screen ⁷ |
| Wireless Apple CarPlay ^{®28} integration |
| Wireless Android Auto ^{™29} compatibility |
| Manual A/C w/rear vent |
| Cruise control |
| Electronic Parking Brake |
| Front USB charging (USB-C) |
| Remote keyless entry |
| Forward Collision-Avoidance Assist w/Pedestrian/Cyclist Detection ⁵ |
| Lane Following Assist ⁵ |
| Lane Keeping Assist ⁵ |
| Driver Attention Warning ³⁷ |
| Rear Occupant Alert ¹⁹ |
| Parking Distance Warning — Reverse ⁵ |
| Rear View Monitor w/Parking Guidance ⁵ |

| |
|---|
| LX AWD includes content of LX, plus or replaces: |
| AWD w/Drive Modes w/Snow Mode [†] |
| Compact spare tire |
| Heated outside mirrors |
| Heated front seats ¹⁸ |

EX includes content of LX, plus or replaces:

| |
|--|
| 18-in. machined-finish alloy wheels |
| Heated outside mirrors w/LED turn-signal indicators |
| Leather-wrapped steering wheel |
| SynTex seating surfaces |
| 10-way power driver's seat w/2-way lumbar |
| 12.3-in. touch screen ⁷ w/Kia Connect, ⁸ Navigation ⁷ & modem |
| Dual Zone — Full Automatic Temperature Control w/auto defog |
| Heated front seats ¹⁸ |
| Smart Key w/Push Button & Remote Start ³⁹ |
| Wireless smartphone charger ³⁰ |
| Power windows w/front one-touch auto-up/down |
| Front seatback-mounted USB-C charging ports for rear-seat passengers |
| Blind-Spot Collision-Avoidance Assist ⁵ |
| Rear Cross-Traffic Collision-Avoidance Assist ⁵ |
| Safe Exit Warning ²⁰ |
| Compact spare tire |

| |
|---|
| EX AWD includes content of EX, plus or replaces: |
| AWD w/Drive Modes w/Snow Mode [†] |
| Flush-mounted roof rails |

SX includes content of EX, plus or replaces:

| |
|--|
| 18-in. matte gray alloy wheels |
| Panoramic sunroof |
| Flush-mounted roof rails |
| Panoramic Curved display (12.3-in. Supervision meter cluster display & 12.3-in. touch screen ⁷ w/Kia Connect, ⁸ Navigation ⁷ & modem) |
| LED interior lighting |
| Harman Kardon ^{®31} premium audio system |
| 2-position memory for driver's seat |
| Highway Driving Assist ¹⁴ |
| Smart Cruise Control w/Stop & Go ⁵ |
| Smart Power Tailgate ¹⁶ |
| Forward Collision-Avoidance Assist w/Pedestrian/Cyclist Detection & Junction Turning ⁵ |

SX Prestige includes content of SX, plus or replaces:

| |
|---|
| 19-in. gloss black alloy wheels |
| LED fog lights |
| LED combination tail lights |
| 8-way power front-passenger seat |
| Heated steering wheel |
| Ventilated front seats |
| Blind-Spot View Monitor ⁵ |
| Surround View Monitor w/3D View ⁵ |
| Parking Collision-Avoidance Assist — Reverse ⁵ |
| Parking Distance Warning — Forward ⁵ |

SX Prestige AWD includes content of SX Prestige, plus or replaces:

AWD w/Drive Modes w/Snow Mode[†]

X-Line includes content of EX, plus or replaces:

| |
|--|
| AWD w/Drive Modes w/Snow Mode [†] |
| 19-in. gloss black alloy wheels |
| Unique X-Line exterior body cladding |
| Raised-style elevated roof rack |

| |
|--|
| X-Pro includes content of X-Line, plus or replaces: |
| 17-in. matte black alloy wheels w/BFGoodrich ^{®43} all-terrain tires |
| Forward Collision-Avoidance Assist w/Pedestrian/Cyclist Detection & Junction Turning ⁵ |
| Smart Cruise Control w/Stop & Go ⁵ |
| Highway Driving Assist ¹⁴ |
| LED fog lights |
| Panoramic Curved display (12.3-in. Supervision meter cluster display & 12.3-in. touch screen ⁷ w/Kia Connect, ⁸ Navigation ⁷ & modem) |
| Harman Kardon ^{®31} premium audio system |
| 2-position memory for driver's seat |
| Heated steering wheel |
| Heated windshield |
| Panoramic sunroof |
| LED interior lighting |
| Smart Power Tailgate ¹⁶ |

X-Pro Prestige includes content of X-Pro, plus or replaces:

| |
|---|
| 8-way power front-passenger seat |
| Ventilated front seats |
| Blind-Spot View Monitor ⁵ |
| Surround View Monitor w/3D View ⁵ |
| Parking Collision-Avoidance Assist — Reverse ⁵ |
| Parking Distance Warning — Forward ⁵ |
| LED combination tail lights |

Options & Packages

| |
|---|
| X-Line Premium Package: |
| Dual illuminated vanity mirrors, LED interior lighting, panoramic sunroof, Smart Power Tailgate ¹⁶ |

Sportage

HEV/PHEV Features & Trims

| |
|---|
| LX HEV highlighted content includes: |
| 1.6L SmartStream Turbo-Hybrid powertrain |
| 227 combined system horsepower & 258 lb.-ft. of torque |
| 6-speed Automatic Shift-by-Wire Transmission |
| 17-in. aero wheels |
| LED projector headlights w/High Beam Assist ³⁸ |
| LED tail lights |
| LED Daytime Running Lights |
| 12.2-in. LCD Digital Cluster Display w/integrated 4.2-in. TFT Supervision meter cluster display |
| Power windows w/driver's one-touch auto-down |
| Rear 60/40 folding rear seats w/recline function |
| Steering wheel-mounted paddle shifters ⁷ |
| 8-in. color touch screen ⁷ |
| Wireless Apple CarPlay ^{®28} integration |
| Wireless Android Auto ^{™29} compatibility |
| Dual Zone — Full Automatic Temperature Control w/auto defog & rear vents |
| Cruise control |
| Electronic Parking Brake |
| Front USB charging (USB-C) |
| Remote keyless entry |
| Forward Collision-Avoidance Assist w/Pedestrian/Cyclist Detection ⁵ |
| Lane Following Assist ⁵ |
| Lane Keeping Assist ⁵ |
| Driver Attention Warning ³⁷ |
| Rear Occupant Alert ¹⁹ |
| Parking Distance Warning — Reverse ⁵ |
| Rear View Monitor w/Parking Guidance ⁵ |

| |
|---|
| LX HEV AWD includes content of LX HEV, plus or replaces: |
| AWD w/Drive Modes w/Snow Mode [†] |
| Compact spare tire |
| Heated outside mirrors |
| Heated front seats ¹⁸ |

EX HEV AWD includes content of LX HEV AWD, plus or replaces:

| |
|--|
| 18-in. machined-finish alloy wheels |
| Heated outside mirrors w/LED turn-signal indicators |
| Flush-mounted roof rails |
| Leather-wrapped steering wheel |
| SynTex seating surfaces |
| 10-way power driver's seat w/2-way lumbar |
| 12.3-in. touch screen ⁷ w/Kia Connect, ⁸ Navigation ⁷ & modem |
| Power windows w/front one-touch auto-up/down |
| Front seatback-mounted USB-C charging ports for rear-seat passengers |
| Smart Key w/Push Button & Remote Start ³⁹ |
| Wireless smartphone charger ³⁰ |
| Blind-Spot Collision-Avoidance Assist ⁵ |
| Rear Cross-Traffic Collision-Avoidance Assist ⁵ |
| Safe Exit Warning ²⁰ |

| |
|--|
| X-Line PHEV AWD includes content of EX HEV AWD, plus or replaces: |
| 1.6L SmartStream Turbo Plug-In Hybrid powertrain |
| 261 horsepower & 258 lb.-ft. of torque |
| Unique X-Line exterior body cladding |
| 19-in. gloss black alloy wheels |
| Panoramic sunroof |
| Smart Power Tailgate ¹⁶ |
| Raised-style elevated roof rack |

SX Prestige HEV AWD includes content of EX HEV AWD, plus or replaces:

| |
|--|
| 18-in. matte gray alloy wheels |
| LED fog lights |
| LED combination tail lights |
| Panoramic Curved display (12.3-in. Supervision meter cluster display & 12.3-in. touch screen ⁷ w/Kia Connect, ⁸ Navigation ⁷ & modem) |
| Harman Kardon ^{®31} premium audio system |
| Panoramic sunroof |
| LED interior lighting |
| Ventilated front seats |
| Heated steering wheel |
| 8-way power front-passenger seat |
| 2-position memory for driver's seat |
| Ambient interior lighting |
| Blind-Spot View Monitor ⁵ |
| Surround View Monitor w/3D View ⁵ |
| Forward Collision-Avoidance Assist w/Pedestrian/Cyclist Detection & Junction Turning ⁵ |
| Highway Driving Assist ¹⁴ |
| Parking Collision-Avoidance Assist — Reverse ⁵ |
| Parking Distance Warning — Forward ⁵ |
| Smart Cruise Control w/Stop & Go ⁵ |
| Remote Smart Parking Assist ²⁴ |
| Smart Power Tailgate ¹⁶ |

X-Line Prestige PHEV AWD includes content of SX Prestige HEV AWD, plus or replaces:

| |
|--|
| 1.6L SmartStream Turbo Plug-In Hybrid powertrain |
| 261 combined system horsepower & 258 lb.-ft. of torque |
| Unique X-Line exterior body cladding |
| 19-in. gloss black alloy wheels |
| Raised-style elevated roof rack |

Options & Packages

| |
|--|
| EX Premium Package: |
| Panoramic sunroof, Smart Power Tailgate ¹⁶ LED interior lighting, dual illuminated vanity mirrors |



[†]No system, no matter how advanced, can compensate for all driver error and/or driving conditions. Always drive safely. 5, 7, 8, 14, 16, 18-20, 24, 28-31, 37-39, 43 See inside back cover for endnotes.

2024 Seltos

1.6L Turbo

Engine*
(X-Line, SX)

195

Horsepower*
(X-Line, SX)

195 lb.-ft.

of Torque*
(X-Line, SX)

Torque-vectoring

AWD**
(Available)



Presenting a new breed of capable. The refreshed Seltos compact SUV delivers enhanced confidence with an available 195-hp turbocharged engine* and torque-vectoring all-wheel drive with Lock Mode.*[†] Advanced driver-assistance technologies⁵ such as standard Forward Collision-Avoidance Assist with Pedestrian and Cyclist Detection.⁵ A strikingly crafted interior that includes an acoustic windshield, available premium seating materials, and available features like a 20.5-inch total combined Dual Panoramic display^{7*} and heated/ventilated front seats^{18*} for an elevated experience. Plus best-in-class AWD interior space^{44*} and an available Smart Power Tailgate^{16*} for easy access.



*Optional features available only on certain trims. See Features page for availability. [†]No system, no matter how advanced, can compensate for all driver error and/or driving conditions. Always drive safely. [‡]All cargo should be evenly distributed, properly secured, and never piled higher than the seatback. 5, 7, 16, 18, 44 See inside back cover for endnotes. This page and previous: Seltos SX Turbo AWD shown in all images.



38.4 Inches

Best-in-Class Rear Legroom⁴⁴

Wireless

Charging^{30*}
(EX, SX)

20.5-inch

Total Combined Dual Panoramic Display^{7*}
(S, X-Line, EX, SX)

9 Standard

Driver-assistance Technologies⁵



Exterior colors

| | | |
|-----------------|----------------------------|--------------------------------|
| Dark Ocean Blue | Pluton Blue | Dark Ocean Blue w/Clear White |
| Fusion Black | Snow White Pearl | Dark Ocean Blue w/Fusion Black |
| Gravity Gray | Steel Gray | Pluton Blue w/Clear White |
| Mars Orange | Valais Green | Pluton Blue w/Fusion Black |
| Neptune Blue | Clear White w/Fusion Black | Valais Green w/Fusion Black |

Seltos

Features & Trims

LX AWD highlighted content includes:

- 2.0L 4-cylinder Atkinson-cycle engine
- 146 horsepower w/132 lb.-ft. of torque
- Intelligent Variable Transmission (IVT)
- Torque-vectoring AWD system[†]
- Hand parking brake
- Drive Mode Select
- Idle, Stop & Go
- 17-in. alloy wheels
- Temporary spare tire (steel wheel)
- Black-painted grille surround
- Rear privacy glass
- Body-color exterior door handles
- Projector headlights
- Auto-on/off headlights
- High Beam Assist³⁸
- Rear spoiler w/LED center high-mounted stop lamp
- Door garnish w/black cladding (matte finish)
- Black-painted beltlines
- Power exterior mirrors
- Cloth-trimmed seats
- Power windows w/driver's one-touch auto-down
- Inside door handles — metal paint
- Manual height-adjustable driver's seat
- Remote keyless entry (folding key & illumination)
- 4.2-in. LED TFT cluster display
- Rearview camera⁵
- Central door lock (driver & passenger)
- 3-spoke steering wheel (polyurethane)
- Soft PVC shift knob
- 60/40 split-folding rear seats w/multi-angle recline
- Interior lighting (front, center, luggage)
- Front tray: 1 power outlet w/2 USB ports
- 2 rear USB charge ports
- Day/night rearview mirror
- 8-in. touch screen⁷
- 6-speaker audio system
- Bluetooth^{®45} multi-connection (phone & audio streaming)
- Wireless Apple CarPlay^{®28} integration
- Wireless Android Auto^{™29} compatibility
- Cruise control
- Manual A/C w/rear vent
- Dual front advanced airbags⁴¹
- Front seat-mounted side airbags⁴¹
- Side-curtain airbags⁴¹
- Hill-start Assist Control[†]
- Downhill Brake Control[†]
- Rear Occupant Alert¹⁹
- Forward Collision-Avoidance Assist w/Pedestrian/Cyclist Detection⁵
- Lane Keeping Assist⁵
- Lane Departure Warning⁵
- Driver Attention Warning³⁷
- Lane Following Assist⁵

S FWD includes content of LX AWD, plus or replaces:

- Removes torque-vectoring AWD system[†]
- 20.5-in. Dual Panoramic display (10.25-in. Supervision meter cluster display & 10.25-in. touch screen)⁷ w/Kia Connect[®] Navigation⁷ & modem
- 17-in. alloy wheels
- Black-painted grille w/LED positioning lamp
- Fog lights
- Heated exterior mirrors w/LED turn signals
- LED Daytime Running Lights
- LED rear combination lamp
- Roof rails
- Two-tone roof (optional)
- Chrome beltline
- Combination SynTex seating & fabric
- Leather-wrapped steering wheel & shift knob
- Blue stitching on dash & door panels
- Rear center armrest
- Rear headrests w/up/down function
- Apple CarPlay^{®28} integration
- Android Auto^{™29} compatibility
- Push Button Start w/Smart Key & Remote Start³⁹ from key fob
- LED interior lighting
- Automatic Temperature Control w/auto defogger
- Safe Exit Warning²⁰
- Blind-Spot Collision Warning⁵
- Rear Cross-Traffic Collision-Avoidance Assist⁵

X-Line AWD includes content of S AWD, plus or replaces:

- 1.6L turbocharged GDI engine
- 18-in. alloy wheels
- Gunmetal finish grille surround
- Sporty black roof rack
- Sporty gloss black door garnish

EX FWD includes content of S FWD, plus or replaces:

- 17-in. machined-finish alloy wheels
- SynTex seating material
- 10-way power driver's seat w/lumbar support
- Power windows w/driver's one-touch auto-up/down
- Illuminated sunvisors
- Seatback pocket
- Wireless charging pad³⁰
- Solar glass

SX Turbo AWD includes content of EX AWD, plus or replaces:

- 1.6L turbocharged GDI engine
- 8-speed automatic transmission
- 18-in. alloy wheels
- LED fog lights
- LED projector headlights
- Sport-inspired flat-bottom steering wheel
- Auto-dimming rearview mirror
- Bose⁴² 8-speaker premium audio system
- Sound-connected mood lamp
- Cargo cover
- Electronic Parking Brake
- Smart Cruise Control w/Stop & Go⁵
- Forward Collision-Avoidance Assist w/Pedestrian/Cyclist Detection & Junction Turning⁵
- Highway Driving Assist¹⁴
- Intelligent Speed Limit Warning⁵
- Intelligent Speed Limit Assist⁵

Options & Packages

S AWD Package:

Torque-vectoring AWD system[†]; Lock Mode, heated front seats¹⁸

EX AWD Package:

Torque-vectoring AWD system[†]; Lock Mode, sunroof

SX Sunroof Package:

Sunroof (not available w/2-tone paint option), Smart Power Tailgate,¹⁶ ventilated front seats, Digital Key capable⁹

*Optional features available only on certain trims. See Features page for availability. Visit kia.com for color and trims options. [†]No system, no matter how advanced, can compensate for all driver error and/or driving conditions. Always drive safely. All cargo should be evenly distributed, properly secured, and never piled higher than the seatback. Simulated screen shown. 5, 7-9, 14, 16, 18-20, 28-30, 37-39, 41, 42, 44, 45 See inside back cover for endnotes. Seltos SX Turbo AWD shown.

2024 Soul

18-inch

Alloy Wheels*
(GT-Line)

8 Standard

Driver-assistance Technologies

62.1 cu. ft.

of Cargo Space†

Harman Kardon®³¹

Premium Audio System*
(Available, GT-Line)



The versatile, capable Soul features vast, SUV-like utility, including a roomy cargo area* that takes full advantage of its iconic, upright shape. And our signature SynTex* and cloth seat trim for unique style and comfort. Choose from top-of-the-line features like an available Harman Kardon®³¹ premium audio system,* and confidence-inspiring, advanced driver-assistance technologies like available Blind-Spot Collision-Avoidance Assist^{5*} and Rear Cross-Traffic Collision-Avoidance Assist^{5*}. Best of all, Soul does it all in one-of-a-kind style, with available trims such as the GT-Line, distinctively designed with bold exterior and interior details, 18-inch wheels, a larger touch screen,⁷ and more. The Soul. Made to fit in anywhere, and stand out everywhere.

*Optional features available only on certain trims. See Features page for availability. †Maximum cargo with seats folded. All cargo should be evenly distributed, properly secured, and never piled higher than the seatback. 5, 7, 31 See inside back cover for endnotes. Soul GT-Line shown.





10.25-inch

Touch Screen^{7*}
(S, EX, GT-Line)

Wireless

Charging^{30*}
(S, EX, GT-Line)

Speaker

Lights*
(Available, GT-Line)

Heated

Front Seats^{18*}
(EX, GT-Line)



Exterior colors

| | | |
|--------------|------------------|----------------------------|
| Fusion Black | Neptune Blue | Clear White w/Fusion Black |
| Gravity Gray | Snow White Pearl | Surf Blue w/Fusion Black |
| Inferno Red | Steel Gray | |
| Mars Orange | Surf Blue | |

Soul

Features & Trims

LX highlighted content includes:

- 2.0L 4-cylinder Atkinson-cycle engine
- 147 horsepower w/132 lb.-ft. of torque
- Intelligent Variable Transmission (IVT)
- Hand parking brake
- 4-wheel disc brakes
- 16-in. steel wheels w/covers
- Privacy glass
- Body-color exterior mirrors & door handles
- Roof-rack ready (mounting points)
- Power-adjustable exterior mirrors
- Cloth-trimmed seats
- Tilt & telescoping steering column
- Power door locks w/two-turn entry system
- Power windows w/driver's one-touch auto-down
- 6-way-adjustable driver's seat
- 60/40 split-folding rear seats w/fixed rear headrests
- Wireless Apple CarPlay^{®28} integration
- Wireless Android Auto^{™29} compatibility
- 8-in. color touch screen⁷
- Rear-Camera Display⁵
- USB input
- 6 speakers
- Bluetooth^{®45} wireless technology
- Steering wheel-mounted audio controls
- Auto-on/off headlights
- Idle, Stop & Go
- Drive Mode Select system
- Cruise control w/steering wheel-mounted controls
- Center console armrest & storage
- Remote keyless entry
- Illuminated ignition cylinder ring
- Forward Collision-Avoidance Assist⁵
- Lane Keeping Assist⁵
- Driver Attention Warning³⁷
- Lane Following Assist⁵
- Lane Departure Warning⁵

S includes content of LX, plus or replaces:

- 16-in. alloy wheels
- 10-way power driver's seat including lumbar support
- 10.25-in. touch screen⁷ w/Kia Connect⁹ Navigation⁷ & modem
- SiriusXM^{®40}
- Apple CarPlay^{®28} integration
- Android Auto^{™29} compatibility
- Wireless smartphone charger³⁰
- Push Button Start w/Smart Key
- 2 USB center console chargers
- Dual Zone — Full Automatic Temperature Control
- Blind-Spot Collision-Avoidance Assist⁵
- Rear Cross-Traffic Collision-Avoidance Assist⁵
- Lane Change Assist⁵

EX includes content of S, plus or replaces:

- 17-in. alloy wheels
- Hot stamping type front grille
- Heated exterior mirrors
- Dual-level cargo board & cargo cover
- Rear center armrest w/cupholders
- One cargo area 12V power outlet
- Leather-wrapped steering wheel & shift knob
- Heated front seats¹⁸
- Front-passenger seatback pocket
- Sliding sunvisor w/illumination
- Power sunroof w/sunshade

GT-Line includes content of EX, plus or replaces:

- 18-in. alloy wheels
- Unique front & rear bumper fascias w/sporty appearance
- Unique side sills
- Hot stamping grille
- Black high-gloss power-adjustable exterior mirrors
- GT-Line badge on tailgate
- Leather-wrapped D-shaped steering wheel & shift knob
- Power sunroof w/sunshade

Options & Packages

LX Technology Package:

- Blind-Spot Collision Warning⁵
- Rear Cross-Traffic Collision-Avoidance Assist⁵
- Lane Change Assist⁵
- 16-in. alloy wheels

EX Designer Package:

- 18-in. alloy wheels, SynTex & cloth-trimmed seats

GT-Line Technology Package:

- 10-way power driver's seat including lumbar support, heated front seats¹⁸
- Harman Kardon^{®31} premium audio system w/center speaker, subwoofer, external amplifier, speaker lights w/multiple ambience themes, LED headlights, positioning lights, fog lights, tail lights, Electronic Parking Brake, Navigation-based Smart Cruise Control⁵
- Forward Collision-Avoidance Assist w/Pedestrian & Cyclist Detection⁵
- dual-level cargo board, Intelligent Speed Limit Assist⁵

GT-Line Designer Package:

- Surf Blue w/Fusion Black two-tone color combination, black & white interior seating & trim (package removes sunroof)



*Optional features available only on certain trims. See Features page for availability. Visit kia.com for color and trims options. 5, 7, 8, 18, 28-31, 37, 40, 45 See inside back cover for endnotes. Soul GT-Line shown.

2024 Niro Hybrid



53 MPG

Combined^{33*}
(LX, EX, SX)

588-mile

Total Driving Range^{34*}
(LX, EX, SX)

FWD

for Traction & Efficiency

18-inch

Alloy Wheels*
(EX Touring, SX Touring)



Digital

Key Capable^{9*}
(SX, SX Touring)

14 Standard

Driver-assistance Technologies⁵

10.25-inch

Touch-screen Display^{7*}
(EX, EX Touring, SX, SX Touring)

Ventilated

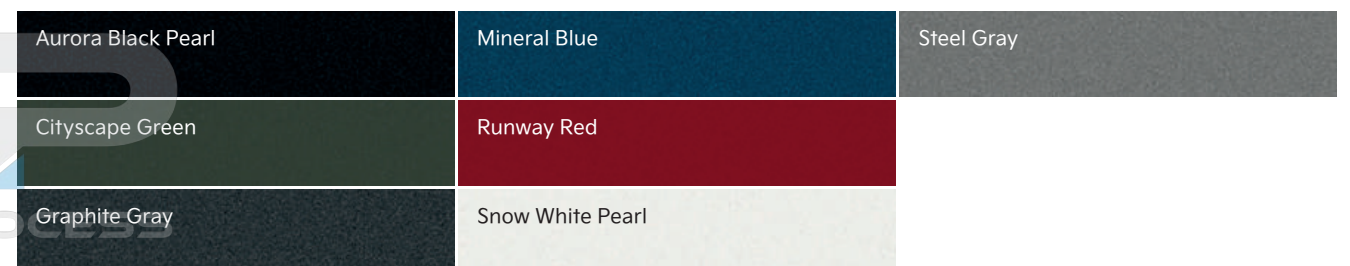
Front Seats*
(SX)



With best-in-class 53 MPG combined (HEV LX, EX, SX),^{46*} the longest driving range of any crossover in its class,^{46*} and an intuitive design, the Niro HEV is a powerfully efficient hybrid that's made to inspire from the inside out. Its spacious driver-focused interior features an available 10.25-inch touch-screen display^{7*} and premium tech for state-of-the-art connectivity. Cutting-edge "Green Zone" technology can automatically switch to all-electric mode when driving in detected hospital and school zones. And its advanced driver-assistance technologies include standard Blind-Spot⁵ and Collision-Avoidance⁵ features to give you greater confidence, wherever you roam.

HEV SX Touring, shown in all images, rated at 49 MPG combined^{33*} and with 544 miles of total driving range.^{34*}

Exterior colors



*Optional features available only on certain trims. See Features page for availability. Visit kia.com for color and trims options. 5, 7, 9, 33, 34, 46 See inside back cover for endnotes.

2024 Niro PHEV

10.25-inch
Touch-screen Display⁷

1.6L
Engine

33-mile
All-electric Range²⁶

180
Horsepower



Heated Seats
Front & Rear^{18*}

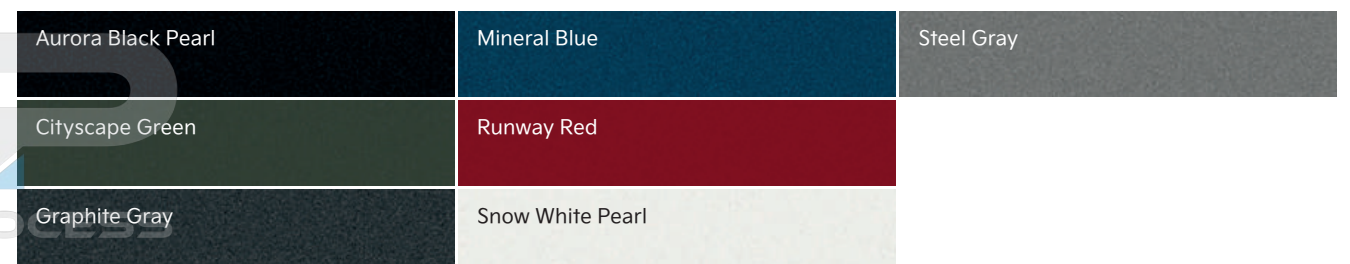
19 Standard
Driver-assistance Technologies⁵

Smart Power
Tailgate^{16*}
(SX Touring)

Remote
Start^{39*}



Exterior colors



The Niro Plug-In Hybrid (PHEV) combines the qualities of our hybrid and fully electric Niros to give you the best of both worlds. Its powerfully efficient plug-in hybrid electric powertrain delivers a total of 180 horsepower, a long driving range, and the ability to plug in, charge up, and go all-electric at the push of a button — so you can head out for the day and rest assured that should you exceed your all-electric range, PHEV will kick into hybrid mode automatically. And like all Niro models, PHEV's intuitive cockpit keeps you connected with standard advanced driver-assistance technologies such as Blind-Spot Collision Warning,⁵ along with available features such as a 10.25-inch touch-screen display.^{7*}

*Optional features available only on certain trims. See Features page for availability. Visit kia.com for color and trims options. Simulated screen shown. 5, 7, 16, 18, 26, 39 See inside back cover for endnotes. Niro PHEV SX Touring shown.

2024 Niro EV



201
Horsepower

0-60
in 7.1 Sec^{25*}

253-mile
All-electric Range²⁶

Add 100 Miles Range
in ~30 Minutes on Compatible 100 kW
DC Fast Chargers^{47*}



FWD
Enhances Traction[†]

55 cu. ft.
of Cargo Space^{**}

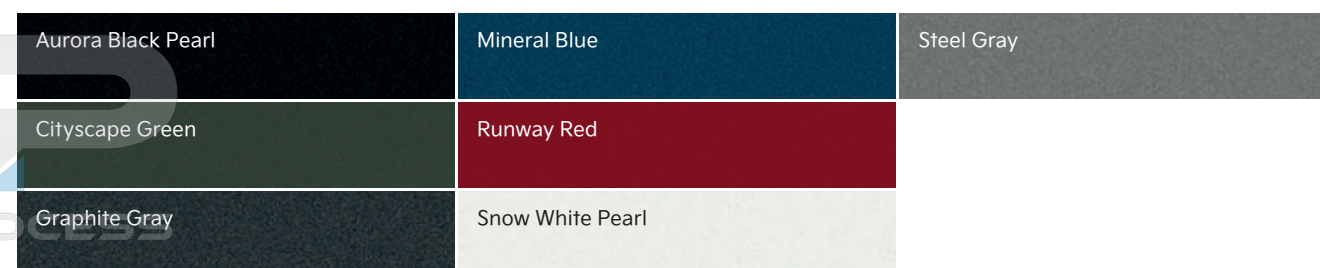
20.5-inch
Total Combined Dual Panoramic Display^{7*}

Smart Power
Tailgate¹⁶



Powerful performance. Intelligent, intuitive design. And one fun, fuel-free drive after another — the Niro EV is an all-electric marvel. Delivering 201 horsepower and 188 lb.-ft. of torque for fast acceleration. Front-wheel drive and a low center of gravity for enhanced traction and better cornering stability.[†] And cold-weather-conquering features like an available heat pump* and battery warmer* to help preserve range. On the inside, Niro EV is packed with thoughtful, high-tech features for seamless connectivity, such as an available Head-Up Display,^{6*} available Highway Driving Assist 2,^{14*} and even an Onboard Power Generator¹⁷ that functions as a portable power source.

Exterior colors



Optional features available only on certain trims. See Features page for availability. Visit kia.com for color and trims options. [†]No system, no matter how advanced, can compensate for all driver error and/or driving conditions. Always drive safely. ^{}Charge time is based on 77 degrees Fahrenheit battery temperature, and under 10% battery state of charge. Charger shown not included.

^{**}Maximum cargo with seats folded. All cargo should be evenly distributed, properly secured, and never piled higher than the seatback. 6, 7, 14, 16, 17, 25, 26, 47 See inside back cover for endnotes. Niro EV Wave shown.

Niro

HEV/PHEV Models Features & Trims

LX HEV highlighted content includes:

| |
|--|
| 1.6L 4-cylinder GDI hybrid engine w/139 combined system hp & 195 lb.-ft. of torque |
| 6-speed Dual-Clutch Transmission |
| Electronic Parking Brake w/Auto Hold |
| Drive Mode Select w/Sport & Eco modes |
| Idle, Stop & Go |
| 16-in. wheels, 205/60R16 tires |
| LED Daytime Running Lights |
| LED rear combination lamps |
| Airblade C-pillar design |
| Heated, manual-folding exterior mirrors |
| Body-colored door handles |
| Dual Zone — Automatic Climate Control |
| 6-way manual driver's seat w/height adjustment |
| 6-way manual passenger's seat w/height adjustment |
| Cloth-trimmed seats |
| 60/40 split-folding rear seats |
| Manual tilt & telescoping steering column |
| Dual illuminated vanity mirrors |
| Auto-up/down driver's window |
| Remote keyless entry |
| 4.3-in. Supervision color TFT meter cluster display |
| 8-in. touch screen ⁷ |
| Wireless Apple CarPlay ^{®28} integration |
| Wireless Android Auto ^{™29} compatibility |
| 6-speaker audio |
| Steering wheel-mounted audio controls |
| Front console USB charging (2x USB-A, 1x USB-C) |
| Seatback-mounted USB charging (2x USB-A) for 2nd row |
| Forward Collision-Avoidance Assist w/Pedestrian Detection ⁵ |
| Blind-Spot Collision Warning — Rear & Parallel Exit ⁵ |
| Rear Cross-Traffic Collision-Avoidance Assist ⁵ |
| Lane Keeping Assist ⁵ |
| Lane Departure Warning ⁵ |
| Lane Following Assist ⁵ |
| Cruise control |
| Intelligent Speed Limit Assist ⁵ |
| Driver Attention Warning w/Lead Vehicle Warning ³⁷ |
| Safe Exit Warning ²⁰ |
| Automatic headlamps w/High Beam Assist ³⁸ |
| Rear Occupant Alert ¹⁹ |
| Dual front advanced airbags ⁴¹ |
| Driver's knee airbag ⁴¹ |
| Full-length side curtain airbags ⁴¹ |

EX HEV includes content of LX HEV, plus or replaces:

| |
|--|
| Paddle shifters ⁷ |
| 2nd-row air vents |
| 10-way power driver's seat |
| w/2-way power lumbar support |
| Synthetic leather & fabric seats |
| Heated front seats ¹⁸ |
| Synthetic leather-wrapped steering wheel |
| Leather-wrapped transmission shift lever |
| Chrome interior door handles |
| Heated, manual-folding exterior mirrors w/integrated turn signals |
| Smart Key w/Push Button Start & Remote Start ³⁹ via key fob |
| Kia Connect ⁸ |
| 10.25-in. touch-screen Navigation ⁷ w/Satellite & integrated modem |
| Wireless phone charger ³⁰ |
| Dual-level cargo floor |
| Highway Driving Assist ¹⁴ |
| Forward Collision-Avoidance Assist w/Pedestrian, Cyclist Detection & Junction Turning ⁵ |
| Navigation-based Smart Cruise Control w/Stop & Go — Curve ⁵ |
| Parking Distance Warning — Reverse ⁵ |

EX PHEV includes content of EX HEV, plus or replaces:

| |
|--|
| 1.6L 4-cylinder GDI hybrid engine w/180 hp & 195 lb.-ft. of torque & Shift-by-Wire gear selector |
|--|

EX Touring HEV includes content of EX HEV, plus or replaces:

| |
|--|
| 18-in. wheels, 225/45R18 tires |
| Power sunroof w/sunshade |
| LED fog lamps |
| Satin-chrome window surrounds |
| Heated, power-folding exterior mirrors w/integrated turn signals |
| Gloss black exterior mirrors |
| Gloss black wheel arches, door moldings & exterior trim |
| Body-colored door handles w/satin chrome accent |
| LED interior lighting |
| Aluminum pedals |

SX HEV includes content of EX Touring HEV, plus or replaces:

| |
|---|
| 16-in. wheels, 205/60R16 tires |
| Acoustic-laminated front windshield & side windows |
| Body-colored exterior mirrors |
| Perforated, synthetic leather-trimmed seats |
| Integrated Memory System, driver's seat |
| Ventilated front seats |
| Heated steering wheel |
| Smart Power Tailgate ¹⁶ |
| Auto-up/down front windows |
| Electrochromatic (automatic day/night) rearview mirror |
| Harman Kardon ^{®31} premium audio system |
| Parking Distance Warning — Forward & Reverse ⁵ |

SX Touring HEV includes content of SX HEV, plus or replaces:

| |
|--------------------------------|
| 18-in. wheels, 225/45R18 tires |
| LED projector headlights |
| Gloss black exterior mirrors |

SX Touring PHEV includes content of SX Touring HEV, plus or replaces:

| |
|--|
| 1.6L 4-cylinder GDI hybrid engine w/180 combined system hp & 195 lb.-ft. of torque & Shift-by-Wire gear selector |
|--|

Niro

EV Models Features & Trims

Wind EV highlighted content includes:

| |
|---|
| 201 hp/188 lb.-ft. of torque electric-drive motor w/65 kWh lithium-ion polymer battery, 253-mile all-electric range ²⁶ |
| Paddle shifters ⁷ |
| Electronic Parking Brake w/Auto Hold |
| Drive Mode Select w/Normal, Sport & Eco modes |
| 17-in. wheels, 215/55R17 tires |
| LED Daytime Running Lights |
| LED rear combination lamps |
| Airblade C-pillar design |
| EV front bumper design |
| Heated, manual-folding exterior mirrors w/integrated turn signals |
| Gloss black exterior mirrors |
| Matte black wheel arches, door moldings & exterior trim |
| Body-colored door handles |
| Smart Power Tailgate ¹⁶ |
| Dual Zone — Automatic Climate Control |
| 2nd-row air vents |
| 10-way power driver's seat w/2-way power lumbar support |
| 6-way manual passenger's seat w/height adjustment |
| SynTex [®] & fabric seats |
| Heated front seats ¹⁸ |
| 60/40 split-folding rear seats |
| Manual tilt & telescoping steering column |
| Synthetic leather-wrapped steering wheel |
| Dial-type Shift-by-Wire gear selector |
| Dual illuminated vanity mirrors |
| Auto-up/down driver's window |
| Satin chrome window trim surround |
| Chrome door handles |
| Remote keyless entry |
| Smart Key w/Push Button Start & Remote Start ³⁹ via key fob |
| 10.25-in. Supervision color TFT meter cluster display |
| Kia Connect ⁸ |
| 10.25-in. touch-screen Navigation ⁷ w/Satellite & integrated modem |
| 6-speaker audio |
| Steering wheel-mounted audio controls |
| Front console USB charging (2x USB-A, 1x USB-C) |
| Seatback-mounted USB charging (2x USB-A) for 2nd row |
| Wireless phone charger ³⁰ |
| Dual-level cargo floor |
| 12V power outlet, 2nd row |
| Forward Collision-Avoidance Assist w/Pedestrian Detection ⁵ |
| Forward Collision-Avoidance Assist w/Pedestrian, Cyclist Detection & Junction Turning ⁵ |
| Highway Driving Assist ¹⁴ |
| Blind-Spot Collision Warning — Rear & Parallel Exit ⁵ |
| Rear Cross-Traffic Collision-Avoidance Assist ⁵ |
| Lane Keeping Assist ⁵ |
| Lane Departure Warning ⁵ |
| Lane Following Assist ⁵ |
| Navigation-based Smart Cruise Control w/Stop & Go — Curve ⁵ |
| Intelligent Speed Limit Assist ⁵ |
| Parking Distance Warning — Reverse ⁵ |
| Driver Attention Warning w/Lead Vehicle Warning ³⁷ |
| Safe Exit Warning ²⁰ |
| Automatic headlamps w/High Beam Assist ³⁸ |
| Rear Occupant Alert ¹⁹ |
| Dual front advanced airbags ⁴¹ |
| Driver's knee airbag ⁴¹ |
| Full-length side curtain airbags ⁴¹ |

Wave EV includes content of Wind EV, plus or replaces:

| |
|--|
| Power sunroof w/sunshade |
| LED projector headlights |
| LED fog lamps |
| Acoustic-laminated front windshield & side windows |
| Heated, power-folding exterior mirrors w/integrated turn signals |
| Gloss black wheel arches, door moldings & exterior trim |
| Body-colored door handles w/satin chrome accent |
| 10-way power passenger's seat w/2-way power lumbar support |
| Perforated, SynTex seating trim |
| Integrated Memory System, driver's seat |
| Ventilated front seats |
| LED interior lighting |
| Heated steering wheel |
| Aluminum pedals |
| Auto-up/down front windows |
| Digital Key capable ⁹ |
| Electrochromatic (automatic day/night) rearview mirror |
| Harman Kardon ^{®31} premium audio system |
| Head-Up Display ⁶ |
| 1,900-watt Onboard Power Generator ¹⁷ |
| Parking Distance Warning — Forward & Reverse ⁵ |

Options & Packages

Wind EV Preserve Package:

Heat pump, heated rear seats,¹⁸ heated steering wheel

Wave EV Preserve Package:

Heat pump, heated rear seats¹⁸

EX PHEV & SX PHEV Cold Weather Package:

Auxiliary PTC heater, heated rear seats,¹⁸ heated steering wheel (EX only)



2024 Carnival

3.5L V6
Engine

290
Horsepower

145.1 cu. ft.
of Cargo Space^{††}

3,500-lb.
Towing Capacity²



Boldly innovative and undeniably versatile, Carnival MPV is the multi-purpose vehicle built for your bring-it-on life. With an available seating configuration that lets you customize your cabin, including a 2nd-row center seat that's designed to slide forward or back, for easy access from any row.^{48††} Best-in-class cargo space,^{48††} along with standard Power Sliding Doors and an available Smart Power Tailgate^{16*} that make it even easier to pack up everyone and everything for endless adventures. And the confidence of best-in-class horsepower,⁴⁸ 3,500 lbs. of towing capacity,² and 14 standard advanced driver-assistance technologies⁵ such as Blind-Spot Collision-Avoidance Assist.⁵ All wrapped in an anything-but-boring design that defies every convention.

*Optional features available only on certain trims. See Features page for availability. †Maximum cargo behind first row. All cargo should be evenly distributed, properly secured, and never piled higher than the seatback. ††Excludes SX Prestige. 2, 5, 16, 48 See inside back cover for endnotes. Carnival SX Prestige shown.





VIP

Lounge Seating^{15*}
(SX Prestige Seat Package)

Surround

View Monitor^{5*}
(SX, SX Prestige)

Dual-screen

Entertainment^{7*}
(SX, SX Prestige Rear Seat Entertainment Package)

Passenger-

View Camera^{*}
(EX, SX, SX Prestige)



Exterior colors

| | |
|--------------------|------------------|
| Astra Blue | Deep Chroma Blue |
| Aurora Black Pearl | Flare Red |
| Ceramic Silver | Panthera Metal |

Snow White Pearl



Carnival

Features & Trims

LX highlighted content includes:

- 3.5L V6 GDI Lambda engine
- 290 horsepower
- 262 lb.-ft. of torque
- 8-speed Automatic Transmission
- 3,500-lb. towing capacity²
- Trailer hitch pre-wiring
- Electronic Parking Brake w/Auto Hold
- 17-in. silver-painted wheels
- Silver-painted radiator grille
- Silver-painted bumper garnish & molding
- Black-painted side sills
- Silver-painted C-pillar garnish & tailgate garnish
- Half-chrome-coated outside door handles
- Black window surround
- LED headlights w/High Beam Assist³⁸ & auto light control
- LED Daytime Running Lights
- Bulb combination tail lights
- Perimeter Approach Lighting
- Rear spoiler w/LED center high-mounted stop lamp
- Heated exterior mirrors w/LED turn signals
- Privacy glass
- 2nd-row sliding, removable seats
- 3rd-row manual sinking seat w/60/40 split
- Driver's seat manual height adjustment
- Cloth-trimmed seats
- 4.2-in. color Supervision meter cluster display
- Steering wheel-mounted controls
- Bluetooth^{®45} wireless technology
- Tilt & telescoping steering column
- 11 cupholders
- Fixed floor large console w/center armrest & storage box
- 2nd-row seatback pockets (2 each), coat hooks (2 each) & shopping hook (1 each)
- Illuminated, extendable sunvisor mirrors
- Dual power-sliding doors w/hands-free open
- A/C w/front & rear controls
- Cruise control
- Power door locks w/two-turn entry system
- Push Button Start w/Smart Key
- 2 12V power outlets
- 1st- & 2nd-row power windows w/auto-up/down for the driver
- 8-in. touch screen⁷
- Wireless Apple CarPlay^{®28} integration
- Wireless Android Auto^{™29} compatibility
- 6 speakers
- 1 media USB port
- 6 USB charging ports
- Eco Drive Mode
- Forward Collision-Avoidance Assist w/Pedestrian Detection⁵
- Blind-Spot Collision-Avoidance Assist — Rear⁵
- Rear Cross-Traffic Collision-Avoidance Assist⁵
- Driver Attention Warning³⁷
- Lane Keeping Assist⁵
- Lane Following Assist⁵
- Parking Distance Warning — Reverse⁵
- Rear Occupant Alert w/Ultrasonic Sensors¹⁹
- Safe Exit Assist²⁰

EX includes content of LX w/Seat Package, plus or replaces:

- 19-in. machined-finish alloy wheels
- Solar glass (front doors)
- 12.3-in. touch screen⁷ w/Kia Connect[®] Navigation⁷ & modem
- SiriusXM^{®40}
- Apple CarPlay^{®28} integration
- Android Auto^{™29} compatibility
- 8 speakers
- 8-person seating
- Passenger View
- Passenger Talk
- 2nd- & 3rd-row sunshades
- Smart Power Tailgate¹⁶
- Rear-seat voice recognition
- Wireless phone charging pad³⁰
- Forward Collision-Avoidance Assist w/Pedestrian & Cyclist Detection⁵
- Navigation-based Smart Cruise Control w/Stop & Go⁵
- Highway Driving Assist¹⁴
- Parking Distance Warning — Forward & Reverse⁵

SX includes content of EX, plus or replaces:

- 19-in. black-painted wheels
- LED projector fog lamps
- Matte chrome-coated grille
- Satin-chrome bumper garnish & molding
- Black-painted & satin chrome side sills
- Satin-chrome C-pillar garnish & tailgate garnish
- Laminated glass (front doors)
- Roof rack
- Power-folding heated exterior mirrors w/LED turn signals
- 12-way power driver's seat
- Memory for driver's seat & exterior mirrors
- 8-way power passenger seat
- Power switch for driver to adjust front-passenger seat
- Auto up/down power safety windows
- Ventilated front seats
- 12.3-in. TFT LCD digital cluster display
- Blind-Spot View Monitor⁵
- 2 115V inverters
- Illuminated glove box
- Parking Collision-Avoidance Assist — Reverse⁵
- Surround View Monitor⁵

SX Prestige includes content of SX, plus or replaces:

- LED headlights & combination tail lights
- Leather-trimmed seats
- Heated steering wheel
- Bose^{®42} 12-speaker Centerpoint premium audio system
- Electrochromatic rearview mirror w/HomeLink^{®21}
- Dual power tilt & slide sunroofs

Options & Packages

LX Seat Package:
8-person seating, 10-way power driver's seat, 2nd-row multifunction free mode center seat, SynTex seating material, leather-wrapped steering wheel & transmission shift knob, heated front seats¹⁸

SX Prestige Seat Package:
Heated¹⁸ & ventilated 2nd-row power VIP lounge seats¹⁵ w/leg extensions (7-passenger seating)

Rear Seat Entertainment Package, SX & SX Prestige only:
Dual-screen rear entertainment system⁷

*Optional features available only on certain trims. See Features page for availability. Visit kia.com for color and trims options. 2, 5, 7, 8, 14-16, 18-21, 28-30, 37, 38, 40, 42, 45 See inside back cover for endnotes. Carnival SX Prestige shown.

2024 K5

290-hp
Turbo Engine*
(GT)

311 lb.-ft.
of Torque*
(GT)

13 Standard
Driver-assistance Technologies⁵

0-60
in 5.7 Seconds^{25*}
(GT)



Commanding, sleek, and sporty, the K5 midsize sedan goes bold in every way. With a choice of a standard 1.6L turbocharged engine, or for the GT, an available 2.5L turbocharged engine with 290 horsepower and best-in-class 311 lb.-ft. of torque.^{3*} A sport-tuned suspension* for even higher performance. Available all-wheel drive** for all-weather confidence. 13 standard advanced driver-assistance technologies^{5†} for extra help when you need it. And striking exterior details like LED headlights,* quad-tip dual exhaust,* and a gloss black rear spoiler* to make your presence known on any road.

DEP
DEALER ePROCESS

*Optional features available only on certain trims. See Features page for availability. †No system, no matter how advanced, can compensate for all driver error and/or driving conditions. Always drive safely. 3, 5, 25 See inside back cover for endnotes. Left page: K5 GT with GT1 Package shown. Right page: K5 GT-Line AWD with Premium Package shown.



10.25-inch
Touch Screen w/Nav^{7*}
(GT-Line, EX, GT)



Sport
Bucket Seats*
(GT)



Panoramic
Sunroof*
(Available)

Bose
Premium Audio^{42*}
(Available)

Exterior colors

| | | |
|---------------------|-----------------------|-----------|
| Ebony Black | Gravity Gray | Wolf Gray |
| Everlasting Silver | Passion Red Tint Coat | |
| Glacial White Pearl | Sapphire Blue | |

K5

Features & Trims

LXS highlighted content includes:

- 1.6L Turbo 4-cylinder engine
- 180 horsepower
- 195 lb.-ft. of torque
- Front-wheel drive
- 8-speed Automatic Transmission
- Drive Mode Select
- 16-in. alloy wheels
- LED Daytime Running Lights
- LED multi-reflector headlights
- 8-in. touch screen⁷
- 6-speaker audio system
- Cloth seating material
- Rear USB charging ports (x2)
- Wireless Apple CarPlay^{®28} integration
- Wireless Android Auto^{™29} compatibility
- Front USB charge port
- Acoustic-laminated glass (windshield)
- Dual Zone — Full Automatic Temperature Control
- 4.2-in. color Supervision meter cluster display
- 9 airbags⁴¹
- Hill-start Assist Control[†]
- Forward Collision-Avoidance Assist w/Pedestrian Detection⁵
- Driver Attention Warning w/Leading Vehicle Departure Alert³⁷
- Lane Keeping Assist w/Lane Departure Warning⁵
- Lane Following Assist⁵
- Blind-Spot Collision-Avoidance Assist⁵
- Safe Exit Assist²⁰
- Rear Occupant Alert¹⁹
- Rear Cross-Traffic Collision-Avoidance Assist⁵
- High Beam Assist³⁸
- Rear View Monitor w/Parking Guidance⁵
- Push Button Start w/Smart Key
- Remote Start³⁹
- 60/40 split-folding rear seatback
- Smart Trunk

EX includes content of LXS, plus:

- 18-in. machined-finish alloy wheels
- 10.25-in. touch screen⁷ w/Kia Connect⁸ Navigation⁷ & modem
- Apple CarPlay^{®28} integration
- Android Auto^{™29} compatibility
- Acoustic-laminated glass (front doors)
- Panoramic sunroof w/LED interior lighting
- SynTex seating material
- SiriusXM^{®40}
- Wireless smartphone charger³⁰
- Heated front seats¹⁸
- Ventilated front seats
- 10-way power-adjustable driver's seat
- Parking Distance Warning — Reverse⁵
- Leather-wrapped steering wheel
- 2nd-row vents

GT-Line includes content of LXS, plus:

- 18-in. gloss black alloy wheels
- Wireless smartphone charger³⁰
- 10.25-in. touch screen⁷ w/Kia Connect⁸ Navigation⁷ & modem
- Apple CarPlay^{®28} integration
- Android Auto^{™29} compatibility
- SiriusXM^{®40}
- LED fog lights
- LED combination tail lights
- Gloss black rear spoiler
- Acoustic-laminated glass (front doors)
- Black-colored exterior mirrors w/LED turn-signal indicators
- GT-Line combination cloth & SynTex seating material
- 10-way power-adjustable driver's seat
- Heated front seats¹⁸
- Leather-wrapped Sport Design steering wheel

GT-Line AWD[†] includes content of GT-Line, plus:

- All-Weather Drive[†]
- Heated steering wheel

GT includes content of GT-Line, plus:

- 2.5L Turbo 4-cylinder engine
- 290 horsepower
- 311 lb.-ft. of torque
- 8-speed Wet Dual-Clutch Automatic Transmission
- Sport-tuned suspension
- GT brakes
- Quad-tip dual exhaust
- 19-in. gloss black machined-finish alloy wheels
- Leather-wrapped Sport Design steering wheel w/paddle shifters⁷
- Sport bucket seats w/SynTex seating material
- Heated front seats¹⁸

Options & Packages

EX Premium Package:

- Surround View Monitor⁵, Parking Distance Warning — Forward⁵ Navigation-based Smart Cruise Control — Curve⁵, Highway Driving Assist¹⁴, 12-speaker Bose⁴² premium audio system, Smart Cruise Control w/Stop & Go⁵, Forward Collision-Avoidance Assist w/Cyclist Detection & Junction Turning⁵, Parking Collision-Avoidance Assist — Reverse⁵, Safe Exit Assist w/lock²⁰, heated steering wheel, 10-way power-adjustable front-passenger seat, 2-position Integrated Memory System, LED combination tail lights, exterior mirrors w/LED turn signals, power-folding side mirrors

GT-Line Premium Package:

- Highway Driving Assist¹⁴, Navigation-based Smart Cruise Control — Curve⁵, Smart Cruise Control w/Stop & Go⁵, Forward Collision-Avoidance Assist w/Cyclist Detection & Junction Turning⁵, LED projector headlights

Panoramic Sunroof Package (GT-Line FWD/RWD, requires Premium Package):

- Panoramic sunroof w/LED interior lighting, gloss black B-pillar trim, windshield trim, shark fin antenna

GT1 Package adds to GT:

- Surround View Monitor⁵, Parking Distance Warning — Forward & Reverse⁵, Navigation-based Smart Cruise Control — Curve⁵, Highway Driving Assist¹⁴, 12-speaker Bose⁴² premium audio system, Forward Collision-Avoidance Assist w/Cyclist Detection & Junction Turning⁵, Parking Collision-Avoidance Assist — Reverse⁵, Safe Exit Assist w/lock²⁰, heated steering wheel, 10-way power-adjustable front-passenger seat, 2-position Integrated Memory System, LED projector headlights, ventilated front seats, power child locks, Smart Cruise Control w/Stop & Go⁵, leather-wrapped shift knob, power-folding side mirrors



*Optional features available only on certain trims. See Features page for availability. †No system, no matter how advanced, can compensate for all driver error and/or driving conditions. Always drive safely. Visit kia.com for color and trims options. 5, 7, 8, 14, 18-20, 28-30, 37-42 See inside back cover for endnotes. K5 GT with GT1 Package shown, K5 EX with Premium Package shown, and K5 GT-Line with Premium Package shown.

2024 Forte

1.6L Turbo

Engine*
(GT)

201

Horsepower*
(GT)

195 lb.-ft.

of Torque*
(GT)

7-speed

Dual-Clutch Transmission*
(GT)



Tech-loaded, launch-ready. The Forte compact sedan offers race-inspired GT trims and sporty performance to match, with available features including a powerfully efficient turbocharged engine* with quick-shifting 7-speed Dual-Clutch Transmission,* a sport-tuned suspension,* and sport-tuned dual exhaust.* Plus, a spacious, driver-focused cabin filled with advanced technologies like available Remote Start with Climate Control,^{9*} standard Lane Keeping Assist,⁵ and available Blind-Spot Collision-Avoidance Assist.^{5*}

DEP
DEALER ePROCESS

*Optional features available only on certain trims. See Features page for availability. 5, 9 See inside back cover for endnotes. Left page: Forte GT with GT2 Package shown. Right page: Forte GT-Line with Sport Premium Package shown.



10.25-inch

Touch Screen^{7*}
(GT-Line, GT)

8 Standard

Driver-assistance Technologies⁵

Smart Key

Technology^{*}
(GT-Line, GT)

8-speaker

Harman Kardon^{®31} Premium Audio^{*}
(Available on Both GT-Line & GT)



Exterior colors

| | | |
|----------------------|------------------------|------------------|
| Aurora Black Pearl | Deep Sea Blue Metallic | Snow White Pearl |
| Clear White | Fire Orange | Sporty Blue |
| Currant Red Metallic | Gravity Gray | Steel Gray |

Forte

Features & Trims

LX highlighted content includes:

2.0L 4-cylinder MPI Atkinson engine
147 horsepower
132 lb.-ft. of torque
Intelligent Variable Transmission (IVT)
4-wheel disc brakes
Projector headlights
Front Daytime Running Lights
High Beam Assist³⁸
4.2-in. Supervision meter cluster display
6-way-adjustable driver's seat
6-way-adjustable front-passenger seat
Wireless Apple CarPlay^{®28} integration
Wireless Android Auto^{™29} compatibility
Bluetooth^{®45} wireless technology
Remote keyless entry w/trunk opener
8-in. touch screen⁷
Rear View Monitor w/Parking Guidance⁵
AM/FM/HD audio unit w/4 speakers
Alarm w/engine immobilizer
6 airbags⁴¹
Hill-start Assist Control[†]
Forward Collision Warning⁵
Forward Collision-Avoidance Assist w/Pedestrian Detection⁵
Lane Following Assist⁵
Lane Departure Warning⁵
Lane Keeping Assist⁵
Driver Attention Warning³⁷
Rear Occupant Alert¹⁹
Front USB charge port

LXS includes content of LX, plus:

16-in. machined-finish alloy wheels
60/40 split-folding rear seatback

GT-Line includes content of LXS, plus:

17-in. alloy wheels
LED Daytime Running Lights & LED tail lights
Front LED fog lights
Sport side sills w/black high-gloss accent trim
Black high-gloss rear deck lid spoiler
Black high-gloss sport grille w/red inserts
60/40 split-folding rear seatback w/rear center armrest & cupholder
AM/FM/HD audio unit w/6 speakers
Alloy sport pedals
10.25-in. touch screen⁷ w/Kia Connect,⁸ Navigation⁷ & modem
Apple CarPlay^{®28} integration
Android Auto^{™29} compatibility
SiriusXM^{®40}
Leather-wrapped Sport Design steering wheel w/contrast stitching
Leather-wrapped shift knob
Dual Zone — Full Automatic Temperature Control
Smart Key w/Remote Start^{39†}
Power windows w/driver's one-touch auto-up/down
GT-Line combination cloth & SynTex seating material w/contrast stitching
Electronic Parking Brake[†]
Forward Collision-Avoidance Assist w/Cyclist & Pedestrian Detection^{5†}
Blind-Spot Collision-Avoidance Assist⁵
Rear Cross-Traffic Collision-Avoidance Assist⁵
Safe Exit Warning²⁰
Smart Cruise Control w/Stop & Go^{5†}
Highway Driving Assist¹⁴

GT includes content of GT-Line, plus:

1.6L 4-cylinder GDI Turbo engine
201 horsepower
195 lb.-ft. of torque
7-speed Dual-Clutch Transmission
Larger front disc brakes
Sport-tuned multi-link rear suspension
Sport-tuned dual exhaust
18-in. machined-finish alloy wheels
LED multi-reflective headlights
Leather-wrapped Sport Design steering wheel w/paddle shifters^{7†} & red contrast stitching
GT combination cloth & SynTex seating material w/red contrast stitching
Rear USB charge port & A/C vent
Wireless smartphone charger³⁰

GT (Manual) includes content of GT, plus:

6-speed Manual Transmission
Michelin[®] Pilot[®] Sport summer tires⁴⁹
Harman Kardon^{®31} 320-watt premium audio system w/8 speakers
Push Button Start w/Smart Key
Overhead LED front & rear reading lights
SynTex seating material
Heated front seats¹⁸
Power sunroof
Parking Distance Warning — Reverse⁵
Blind-Spot Collision Warning⁵
Rear Cross-Traffic Collision Warning⁵

Options & Packages

LXS Technology Package:

Blind-Spot Collision-Avoidance Assist⁵ Rear Cross-Traffic Collision-Avoidance Assist⁵ Safe Exit Warning²⁰ heated outside mirrors

GT-Line Premium Package:

LED interior lighting, power sunroof, Harman Kardon^{®31} 320-watt premium audio system w/8 speakers, wireless smartphone charger³⁰

GT-Line Sport Premium Package (Requires GT-Line Premium Package):

10-way power-adjustable driver's seat, heated¹⁸ & ventilated front seats, SynTex seating material, rear USB charge port & A/C vent

GT2 Package (GT DCT only):

10-way power-adjustable driver's seat, SynTex seating material, heated¹⁸ & ventilated front seats, LED interior lighting, Parking Distance Warning — Reverse⁵, power sunroof, Harman Kardon^{®31} 320-watt premium audio system w/8 speakers

*Optional features available only on certain trims. See Features page for availability. †No system, no matter how advanced, can compensate for all driver error and/or driving conditions. Always drive safely. †Not available on Forte GT (Manual). Visit kia.com for color and trims options. Simulated screen shown. 5, 7, 8, 14, 18-20, 28-31, 37-41, 45, 49 See inside back cover for endnotes. Forte GT with GT2 Package shown.

Endnotes

1. Warranties include 10-year/100,000-mile powertrain and 5-year/60,000-mile basic. All warranties and roadside assistance are limited. See retailer for warranty details.

2. Towing requires additional equipment. See Owner's Manual for towing capacity, additional instructions, and warnings. Always use caution while towing.

3. Best-in-class torque claim based on comparison of torque specification of GT 2.5L K5 Turbo engine to other vehicles in mid-size sedan class, as of March 2023.

4. Actual range will vary with options, driving conditions, driving habits, and your vehicle's condition.

5. These features are not substitutes for safe driving and may not detect all objects surrounding vehicle. Always drive safely and use caution.

6. Failure to pay attention to travel conditions and vehicle operation could result in loss of vehicle control. Always drive safely and use caution.

7. Distracted driving can result in a loss of vehicle control. When operating a vehicle, never use a handheld device or vehicle system that takes your focus away from safe vehicle operation. Navigation is for information purposes only, and Kia does not make any warranties about the accuracy of the information.

8. Purchase/lease of certain 2022 and newer Kia vehicles with Kia Connect includes a complimentary 1-year subscription to the Kia Connect Ultimate package, starting from new vehicle retail sale/lease date as recorded by the dealer. After your complimentary 1-year Kia Connect subscription expires, continued access to the full suite of Kia Connect services available on your Kia will require a paid subscription at the then-current subscription rate or your use of certain Kia Connect features may immediately terminate. Use of Kia Connect is subject to agreement to the Kia Connect Privacy Policy (available at owners.kia.com/us/en/privacy-policy.html) and Terms of Service (available at owners.kia.com/us/en/terms-of-service.html). Kia Connect is transferable to subsequent owner during the original Kia Connect service term. Only use Kia Connect when safe to do so. Kia Access app is available from the Apple App Store or on Google Play. Kia America, Inc. reserves the right to change or discontinue Kia Connect at any time without prior notification or incurring any future obligation. Message and data rates may apply. Cellular and GPS coverage are required to use most features. Kia Connect features may vary by model, model year, and trim level. Features, specifications, and fees are subject to change. Kia Connect may be currently unavailable for model year 2022 and newer vehicles sold in Massachusetts; please see www.owners.kia.com for updates on availability. For more on details and limitations, visit kia.com or your authorized Kia dealer. Apple and App Store are trademarks of Apple Inc.

9. Remote features require a Kia Connect subscription, a compatible smartphone, and a wireless signal with good coverage to function. Normal cellular service rates may apply. Do not use remote climate control if vehicle is in an enclosed area (e.g., closed garage) or a partially enclosed area without ventilation. Close all doors leading from adjacent living areas to the vehicle area before executing a remote climate control command. If any door or hatch is not closed properly, the remote lock and unlock functions will not work.

10. Wi-Fi Hotspot is available on select 2024 and newer Kia vehicles and requires enrollment in Kia Connect. Trial or paid subscription data plan required. Wi-Fi Hotspot services require vehicle cellular connectivity and availability of vehicle GPS signal; certain services may collect location information. Verizon is the network provider for Wi-Fi Hotspot, which uses Verizon's 4G LTE network to transmit data. Data usage applies. Coverage not available everywhere. See <https://www.verizon.com/featured/our-network> for coverage map. Complimentary Wi-Fi Hotspot trial begins on activation date and expires at the end of three months or after 3GB of data is used, whichever comes first. Verizon Wireless data subscription required upon end of complimentary Wi-Fi Hotspot trial. Limit one trial per vehicle. Up to 5 devices can be supported using in-vehicle connectivity. Use of Wi-Fi Hotspot is subject to Verizon Wireless Customer Agreement (<https://www.verizon.com/legal/notices/customer-agreement/>). Wi-Fi Hotspot may be unavailable for model year 2022 and newer vehicles that are purchased or sold in Massachusetts. Vehicle must be running or in accessory mode for Wi-Fi Hotspot to function. Never drive distracted. Driver should only use Wi-Fi features when the vehicle is parked in a safe location.

11. Electric range shown is not an official EPA estimate and is based on preliminary manufacturer estimates on a vehicle with a full battery charge. Range will vary and depends on a number of factors, including battery age, vehicle maintenance, charging practice, weather, road/traffic conditions, ambient temperature, driving habits, options, cargo, and others. Battery capacity will decrease with time and use.

12. Charge time based on Kia Corporation testing with 350 kW DC fast charger. Actual charge time may vary with options, driving conditions, driving habits, vehicle maintenance, charging practice, battery age, weather, temperature, and your vehicle's condition. Battery capacity will decrease with time and use. Frequent use of DC fast charging can negatively impact battery performance and durability, and Kia recommends minimizing use of DC fast charging.

13. Towing may significantly reduce electric range and requires additional equipment. See Owner's Manual for towing capacity, additional instructions, and warnings. Always use caution while towing.

14. Highway Driving Assist and Advanced Highway Driving Assist only function on certain federal highways. When engaged, Highway Driving Assist/Advanced Highway Driving Assist is not a substitute for safe driving, may not detect all objects around the vehicle, and only functions on certain federal highways. Always drive safely and use caution.

15. Reclining seat and/or elevating footrest can reduce the effectiveness of the safety restraint system and may lead to additional injury in an accident.

16. Driving with tailgate open may be unlawful and can draw dangerous exhaust fumes into vehicle; if you choose to do so, keep air vents and windows open for ventilation.

17. Onboard Power Generator requires the purchase of separately sold additional equipment and may not be compatible with all devices. Onboard Power Generator can be used until the battery's charge falls to 20 percent.

18. Use extreme caution when using the seat warmers to avoid burns. Refer to the Owner's Manual for more safety information.

19. Rear Occupant Alert is not a substitute for one's attention and may not detect all movement within the vehicle. Always check the vehicle interior when exiting the vehicle. ROA notifications require a Kia Connect subscription, a compatible smartphone, and a wireless signal with good coverage to function. Normal cellular service rates may apply.

20. Safe Exit Assist/Warning is not a substitute for one's attention and may not detect all objects surrounding the vehicle. Always pay attention to traffic and to the area around your vehicle when exiting the vehicle.

21. HomeLink® is a registered trademark of Gentex Corporation.

22. Meridian is a trademark of Meridian Audio Limited.

23. Full Display Mirror is a registered trademark of Gentex Corporation.

24. Remote Smart Parking Assist is a supplemental feature. The driver is responsible for ensuring the safe operation of the vehicle and that there are no objects or people around the vehicle.

25. 0-60 time based on internal Kia testing. Actual results may vary depending

on options, driving conditions, driving habits, and your vehicle's condition. Verification of these results should not be attempted. Always drive safely and obey all traffic laws.

26. All-electric range based on projected EPA estimates on a full battery charge. Range will vary and depends on a number of factors, including battery age, vehicle maintenance, charging practice, weather, road/traffic conditions, ambient temperature, driving habits, options, cargo, and others. Battery capacity will decrease with time and use. For more information on range, please see www.fueleconomy.gov.

27. Top speed based on internal Kia testing. Actual results may vary depending on options, driving conditions, driving habits, and your vehicle's condition. Verification of these results should not be attempted. Always drive safely and obey all traffic laws.

28. Apple CarPlay®, Siri®, and iPhone® are registered trademarks of Apple Inc.

29. Vehicle user interface is a product of Google and its terms and privacy statements apply. To wirelessly use Android Auto on your car display, you need a compatible Android smartphone with an active data plan. You can check which smartphones are compatible at g.co/androidauto/requirements. Data plan rates apply. Android and Android Auto are trademarks of Google LLC.

30. Qi-enabled smartphone required.

31. Harman Kardon® and Clari-Fi™ are registered trademarks of Harman International Industries, Incorporated.

32. Claim based on EPA-estimated combined fuel economy for FWD Sorento Hybrid as compared to 2023 and 2024 mainstream three-row hybrid SUVs. Mainstream three-row hybrid SUV class.

33. EPA fuel economy estimates. Actual mileage will vary with options, driving conditions, driving habits, and your vehicle's condition.

34. Range as shown on [fueleconomy.gov](https://www.fueleconomy.gov) and assumes 100% of a full tank used before refueling. Actual range may vary. Kia recommends you refuel as soon as possible after the low fuel warning light illuminates or sooner.

35. Based on EPA-estimated MPG equivalent on a full battery charge. Actual MPGe will vary with options, driving conditions, driving habits, vehicle maintenance, charging practice, battery age, weather, temperature, and your vehicle's condition. Battery capacity will decrease with time and use. For more information on MPGe, please see www.fueleconomy.gov.

36. 240V charging time based on manufacturer estimates. Actual charging time will vary based on factors such as ambient temperature, battery state of charge, and battery condition.

37. Driver Attention Warning is not a substitute for safe driving and may not detect all instances of inattentive driving practices. Failure to pay attention to travel conditions and vehicle operation could result in loss of vehicle control. Always drive safely and use caution.

38. High Beam Assist does not operate below certain speeds, or in some lighting and driving conditions. Please be aware of your surroundings and exercise proper road etiquette when operating a vehicle using the high beams.

39. Do not use remote start if vehicle is in an enclosed area (e.g., closed garage) or a partially enclosed area without ventilation. Close all doors leading from adjacent living areas to the vehicle area before executing a remote climate control or remote start command.

40. SiriusXM audio and data services each require a subscription sold separately, or as a package, by Sirius XM Radio Inc., after 3-month trial included with vehicle purchase. If you decide to continue service after your trial, the subscription plan you choose will automatically renew thereafter and you will be charged according to your chosen payment method at then-current rates. Fees and taxes apply. Please see the SiriusXM Customer Agreement at www.siriusxm.com for complete terms and how to cancel, which includes calling SiriusXM at 1-866-635-2349. All fees and programming are subject to change. Traffic information not available in all markets. SiriusXM and all related marks and logos are trademarks of Sirius XM Radio Inc.

41. For maximum protection, always wear your seat belt. No system, no matter how advanced, can compensate for all driver errors, driving conditions, and/or injury.

42. Bose® is a registered trademark of Bose Corporation.

43. BFGoodrich® is a registered trademark of Compagnie Générale des Établissements Michelin.

44. Best-in-class AWD interior space and rear leg room based on comparison among AWD Entry CUV segment as of July 2023. Entry CUV class defined by Kia segmentation.

45. The *Bluetooth*® word mark and logos are registered trademarks owned by Bluetooth® SIG, Inc., and any use of such marks by Kia is under license. A *Bluetooth*®-compatible cell phone is required to use *Bluetooth*® wireless technology.

46. Claim based on comparison of EPA combined fuel economy estimates for MPG/Range, of Entry CUV vehicle class as of July 2023. 53 MPG and 588-mile total driving range for HEV LX, EX, and SX. Range as shown on [fueleconomy.gov](https://www.fueleconomy.gov) and assumes 100% of a full tank used before refueling. Actual range may vary. Kia recommends you refuel as soon as possible after the low fuel warning light illuminates or sooner.

47. Charge time with 100 kW DC fast charger. Actual charge time will vary with options, driving conditions, driving habits, vehicle maintenance, charging practice, battery age, weather, temperature, and your vehicle's condition. Battery capacity will decrease with time and use. Frequent use of DC fast charging can negatively impact battery performance and durability, and Kia recommends minimizing use of DC fast charging.

48. Horsepower and cargo space claims based on 2023 and 2024 (minivan) Multi-Purpose Vehicle class as of July 2023. Multi-Purpose Vehicle class as determined by Kia segmentation.

49. Michelin and Pilot are trademarks of Michelin North America, Inc.

Kia America, Inc. P.O. Box 52410 Irvine, CA 92619-2410 1-800-333-4KIA

The content in this brochure is based upon information available at the time of printing and is subject to change without notice. Kia America, Inc. makes no guarantees or warranties, either expressed or implied, with respect to the accuracy of the content presented. Please see kia.com for the most up-to-date vehicle information. Vehicles shown include optional equipment, and video and camera screens are simulated. See your Kia retailer or kia.com for details on Kia's available limited warranties. ©2023 Kia America, Inc. Reproductions of this material are prohibited without the expressed written approval of Kia America, Inc.

 kia.com

 facebook.com/kia

 www.instagram.com/kiausa

 twitter.com/kia

 youtube.com/kia



Scan to view Kia's full line of vehicles

